

# 2015 COMPREHENSIVE CATALOG

## Includes:

- Lock & Key - Model Year 2015
- Transponder Guide
- New Product Information

**STRATTEC**<sup>™</sup>  
TRUSTED SOURCE. MANY SOLUTIONS.®

<http://aftermarket.strattec.com>



GM General Motors Trademarks are used under license.  
© STRATTEC Security Corporation.

# 2015 COMPREHENSIVE CATALOG

*Includes: Lock & Key, Transponder Guide and New Product Information*

Welcome to the new 2015 STRATTEC™ Comprehensive Catalog. We're sure you'll find this quick reference tool a handy source for servicing the new 2015 cars and trucks out on the road today.

Ordering STRATTEC™ original automotive parts means you'll receive the same quality parts designed and manufactured for the original vehicle. Just place your order with a local distributor in your area. Their names are listed on the back cover. And thanks for choosing STRATTEC™ as your original parts source.

## DISCOVERING THE PARTS YOU NEED

To make it easier for you to locate parts you need, we've arranged the catalog alphabetically by manufacturer, vehicle division and nameplate.

If you need to service a Dodge Caravan, for example, first look for Dodge. Then, locate Caravan. Here, you'll find key blanks, caps and shutters, ignitions, doors, decks/tailgates/rear doors and glove boxes in one easy-to-locate chart. You'll also find that most nameplate listings include manufacturers' platform designations. For example, the platform designation for Ford Taurus is D258(2).

We organized the illustrations by manufacturer, not by division or nameplate. We've also condensed the part number series for sequential tumblers. For example, you'll see: Tumblers (#1 – #5) 322251 – 322255.

## WATCH FOR HELPFUL SYMBOLS

When you see this symbol **◆** you'll know this is a new part or part number for 2015, not found in previous catalogs or price lists.

## ABBREVIATIONS:

- GRV = GROOVE
- PTL = PUSH-TO-LOCK
- R/W = READ/WRITE
- PB = PUSH BUTTON
- TG = TAILGATE

## DEFINING TERMINOLOGY

- **Alarm** – A factory-installed anti-theft system
- **Dual** – Lock service package containing both black and chrome components
- **Electric** – Refers to an actuating switch on the back of the cylinder to perform an automatic power function, not to be confused with a power lock
- **Fleet** – Single-key vehicles, all keyed alike
- **PASSKey** – Replaces VATS in GM terminology, refers to the key and pellet system introduced in 1986
- **PassLock – MRD** – Separate GM security system from the Pass Key, relies on a magnetic rotating device contained in the cylinder housing, introduced in 1996
- **PATS** – Ford Passive Anti-Theft System, with a transponder in the key that operates with radio frequency, introduced in 1996

CONTENTS	MODEL/PARTS LISTING	PART ILLUSTRATION
<b>Section 1 - Transponder Guide</b>		<b>3-44</b>
<b>Section 2 - Lock &amp; Key</b>		<b>45-66</b>
Buick .....	45 .....	60-65
Cadillac .....	45 .....	60-65
Chevrolet.....	46 .....	60-65
Chrysler.....	47 .....	53
Dodge .....	47 .....	53
Ford.....	48 .....	54-59
GMC.....	50 .....	60-65
Jeep .....	51 .....	53
Lincoln.....	51 .....	54-59
Other Vehicles .....		66
<b>Section 3 - New Products</b>		<b>67-69</b>
<b>Section 4 - Export</b>		<b>70</b>
<b>Section 5 - Pinning Kits</b>		<b>71-78</b>
<b>Section 6 - Accessories</b>		<b>79</b>
<b>Section 7 - BOLT</b>		<b>80-81</b>
<b>Section 8 - Index</b>		<b>82-84</b>

- **RFID** – Radio Frequency Identification utilizes Transponder Technology
- **U Groove** – GM's unrestricted groove refers to uncoded cylinders, lock service packages and lock assemblies, accepts all GM key sections A – K
- **Universal** – Part may vary from production model in color or material, but will fit and function properly, typically applies to nonhanded parts
- **IPATS** – Ford's next generation Transponder Encrypted Technology, introduced in 2000
- **PEPS** – Passive Entry Passive Start, GM's Passive technology
- **OBP** – On-Board Programming

FOR A COMPLETE LIST OF APPLICATIONS, PLEASE VISIT [HTTP://AFTERMARKET.STRATTEC.COM](http://AFTERMARKET.STRATTEC.COM)

# 2015 TRANSPONDER GUIDE

Simple mechanical auto locks are rapidly losing ground to the next generation of lock technology — transponder keys. In this innovative system, an electronic chip (the transponder) imbedded in the key transmits and verifies a code with the car's on-board computer systems, allowing the car to start. If someone attempts to start the vehicle without the correct programmed key the car will not start.

## HOW A TRANSPONDER KEY WORKS.

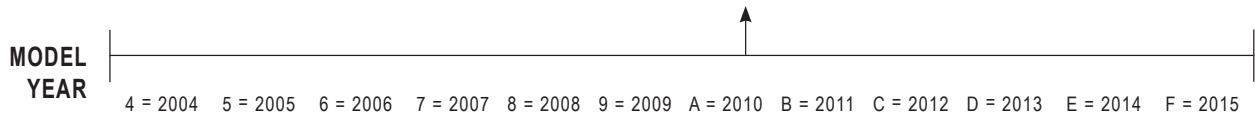
And Why It Can Work Wonders For Your Business.

Transponder technology represents a major advance in theft protection — and a profitable opportunity for you. Since its introduction in 1996, transponder key use has grown to over 100 million cars in North America today. And with replacement costs currently averaging \$50 to \$300 per key, your reward in servicing the technology will match the vehicle owner's satisfaction of being protected by it.



### MODEL YEAR I.D. BY VIN

Typical VIN*	1	4	2	W	G	1	5	8	X	F	5	0	6	9	7	3	4
VIN Character	1	2	3	4	5	6	7	8	9	10	11	12	13	14	15	16	17



The 10th character of the VIN identifies the model year. In the VIN listed above "F" represents model year 2015.

**ON-BOARD PROGRAM**

**1**

**GENERAL MOTORS\*  
PK3 & ⊕ “CIRCLE-PLUS”**



**ADD DUPLICATE KEY** (Requires at least one working key):

1. Verify that the new key has “PK3” or “+” stamped on it.
  2. Insert the original, already programmed key in the ignition and start the engine. If the engine will not start, see your dealer for service.
  3. After the engine has started, turn the key to off and remove the key.
  4. Insert the key to be programmed and turn it to on within 10 seconds of removing the original key.
  5. The security light will turn off once the key has been programmed. It may not be apparent that the security light went on due to how quickly the key is programmed. (If your vehicle does not have a security light
- (04-07 Grand Prix, Bonneville, Impala), wait 10 minutes 45 seconds to make sure the key has been programmed).
6. Repeat steps 1 through 5 if additional keys are to be programmed.
- \* **Canadian VIN vehicles excluded.** On-board programming not available for these vehicles. In many cases a Tech II or dealer equivalent tool would need to be used.

**ON-BOARD PROGRAM**

**2**

**1997 FORD, LINCOLN, MERCURY  
1998 NAVIGATOR/EXPEDITION**



**ORIGINATE NEW MASTER KEY:**

1. Put the new key into the ignition. Turn it to the ON position. The dashboard security light will flash for 15 minutes. Once the dashboard security light stops flashing, you have five minutes to begin Step 2.
2. Turn the ignition OFF and then back to the ON position. The dashboard security light will flash for 15 additional minutes.
3. Repeat Step 2.
4. Once the dashboard security light has turned off for the third time, the key will be able to function in the car. It has been programmed into the car’s computer and has replaced ALL previous electronic key codes — the computer will not recognize any other key.


**ADD DUPLICATE KEY:**

1. Put the current key into the ignition.
2. Turn the ignition ON and back to OFF.
3. Remove the current key and insert the new key, turning it ON. You MUST do this within 15 seconds.
4. The security light will switch on for two seconds, confirming that the key has been successfully programmed into the vehicle.

<b>ON-BOARD PROGRAM</b>	<b>3</b>	<b>1998+ FORD, LINCOLN, MERCURY</b>	
-------------------------	----------	-------------------------------------	---

**ADD KEY (requires two working keys):**

1. Put a current key into the ignition.
2. Turn the ignition to ON, then back to the OFF position.
3. Remove the key and insert a second key. Turn it ON and back to the OFF position. You **MUST** do this within five seconds.
4. Before ten seconds have elapsed, put a new key in and turn the ignition ON. After one second, turn the key back to the OFF position.
5. The dashboard security light will glow for three seconds. This confirms the programming of the new key has been successful.

<b>ON-BOARD PROGRAM</b>	<b>4</b>	<b>1998-2001 TOYOTA, LEXUS</b>	
-------------------------	----------	--------------------------------	---

<p><b><u>TO DELETE ALL BUT ONE KEY FROM THE UNIT:</u></b></p> <ol style="list-style-type: none"> <li>1. Depress and release brake and accelerator pedals once, doing both at the same time.</li> <li>2. Put an existing master key into the ignition. Leave the key in the LOCK position; do not turn it.</li> <li>3. Press and release the accelerator pedal, six times, within 15 seconds of inserting the key.</li> <li>4. Within 20 seconds of Step 3, press and release the brake pedal seven times.</li> <li>5. The dashboard security light will flash. This confirms that all keys (except the one currently being used) have been deleted.</li> <li>6. Within ten seconds, remove the key from the ignition cylinder. This is now the only key still programmed to work.</li> </ol>	<p><b><u>ADD KEY:</u></b></p> <ol style="list-style-type: none"> <li>1. Press and release the brake and accelerator pedals once, doing both at the same time.</li> <li>2. Put the existing master key into the ignition.</li> <li>3. Press and release the accelerator pedal five times within 15 seconds.</li> <li>4. Press and release the brake pedal six times within 20 seconds and remove key.</li> <li>5. Insert new key into ignition within ten seconds.</li> <li>6. Press and release the accelerator pedal once within ten seconds.</li> <li>7. The security light will turn off after 80 seconds. This indicates that the new key is now registered.</li> <li>8. Remove new key. Press and release the brake pedal once.</li> </ol>
--	---

ON-BOARD PROGRAM

**5**

**1998+ CHRYSLER, DODGE  
1999+ JEEP**



**ADD KEY (Must have two working Sentry Keys):**

1. Put one of the two current keys into the ignition and turn to the ON position.
2. After the key has been in the ON position for at least three seconds — but no more than 15 seconds — turn the key back to the OFF position.
3. Take the key out and put in the second current key, turning it to the ON position, all within 15 seconds. The second key cannot be the same as the first key.
4. After ten seconds, a theft alarm light will illuminate and a single chime will sound. This confirms entry into “Customer Programming Mode”.
5. Within 60 seconds, turn key OFF and remove the current key.
6. Put a new key into the ignition and turn to the ON position.
7. After ten seconds, a single chime will sound. The theft alarm light will turn off. Wait three seconds and turn key OFF.
8. Repeat these steps for additional keys.

ON-BOARD PROGRAM

**6**

**2000-2005 FORD FOCUS, FORD ESCAPE  
2001-2003 MAZDA TRIBUTE ONLY**



**ORIGINATE NEW MASTER KEY:**

Two working keys are required to program additional keys with this on-board programming method.

**ADD KEY (Requires two working keys):**

1. Put the existing key into the ignition.
2. Turn the ignition ON, then turn it OFF again.
3. Within five seconds, take out the existing key and put in a second key, turning it to ON and back OFF.
4. Within ten seconds, put in the new key and turn it on. After one second, turn it OFF.
5. The security light will glow for three seconds. This confirms the new key has been programmed successfully.



ON-BOARD  
PROGRAM

7

2002-2010 TOYOTA, LEXUS



Keys can be programmed using the Code-Seeker on most 32 bit systems.  
The 2003 and 2004 Sequoia requires flashing.

### **TO DELETE ALL BUT ONE KEY FROM THE UNIT:**

1. Simultaneously depress and release brake and accelerator pedals 1 time.
2. Insert an existing master key into the ignition cylinder. Do not turn the key from the OFF (LOCK) position.
3. Within fifteen seconds of inserting the key, depress and release the accelerator pedal six times.
4. Within twenty seconds of completing the above step, depress and release the brake seven times.
5. The security light will flash, indicating all keys other than the one being used have been deleted.
6. Remove the key from the ignition cylinder within ten seconds. It will be the only key still programmed to work.

### **ADD DUPLICATE KEY:**

Requires one working Toyota/Lexus Master key.

1. Make sure all doors and windows are closed.
2. Insert Master key into the ignition cylinder.
3. Cycle the ignition cylinder from ON to OFF five times.
4. Open and close the driver side door six times.
5. Remove the Master key and insert the new duplicate key.
6. TURN THE IGNITION CYLINDER ON.
7. The new key will be registered after 60 seconds. The THEFT light on the dashboard will go out, indicating that the programming has been completed.

ON-BOARD PROGRAM

8

FORD/LINCOLN/MERCURY IKT



**ADD KEY (Must have two working original keys):**

1. Insert the first previously programmed coded keys into the ignition.
2. Turn the ignition from the 1 (LOCK) position to the 3 (RUN) position. Keep the ignition in the 3 (RUN) position for at least 3 seconds, but no more than 10 seconds.
3. Turn the ignition to the 1 (LOCK) position and remove the first coded key from the ignition.
4. Within 10 seconds of turning the ignition to the 1 (LOCK) position, insert the second previously coded key into the ignition.
5. Turn the ignition from the 1 (LOCK) position to the 3 (RUN) position. Keep the ignition in the 3 (RUN) position for at least 3 seconds, but no more than 10 seconds.
6. Turn the ignition to the 1 (LOCK) position and remove the second coded key from the ignition.
7. Within 20 seconds of turning the ignition to the 1 (LOCK) position and removing the previously programmed coded key, insert the new un-programmed key (new key/valet key) into the ignition.

8. Turn the ignition from the 1 (LOCK) position to the 3 (RUN) position. Keep the ignition in the 3 (RUN) position for at least 6 seconds.
9. Remove the newly programmed coded key from the ignition.

If the key has been successfully programmed, it will start the vehicle's engine and will operate the remote entry system (if the new key is an Integrated Keyhead Transmitter). The theft indicator light will illuminate for 3 seconds and then go out to indicate successful programming.

If the key was not successfully programmed, it will not start your vehicle's engine and/or will not operate the remote entry features. The theft indicator light may flash on and off. Wait 20 seconds and you may repeat Steps 1 through 8. If the failure repeats, bring your vehicle to your authorized dealer to have the new key(s) programmed.

To program additional new un-programmed key(s), wait 20 seconds and then repeat this procedure from Step 1.

ON-BOARD PROGRAM

9

CHRYSLER/DODGE/JEEP INTEGRATED KEY



**ADD KEY (Must have two working integrated keys):**

1. Insert first working integrated key into the ignition switch and turn the ignition switch to the ON position for at least 3 seconds, but no longer than 15 seconds. Turn the ignition switch to the LOCK position and remove the first key.
2. Insert the second working integrated key and turn the ignition switch to the ON position within 15 seconds. After 10 seconds, a chime will sound and the Vehicle Security Alarm Indicator Light will begin to flash. Turn the ignition switch to the LOCK position and remove the second key.

3. Insert a blank integrated key into the ignition switch and turn the ignition switch to the ON position within 60 seconds. After 10 seconds, a single chime will sound and the Vehicle Security Alarm Indicator Light will stop flashing. Turn on again for 3 seconds and then turn off.

The new integrated key is programmed. The Remote Keyless Entry (RKE) transmitter will also be programmed during this procedure.

Repeat this procedure to program up to 8 keys.



ON-BOARD  
PROGRAM**10****GM HIGH SECURITY  
SIDE-MILL FLIP KEY****ADDING KEYS (North America, except Canada):**

Note:

- To initiate, this procedure requires that a learned master key be available.
  - A total of 10 keys may be programmed to a single vehicle.
  - This procedure adds keys only. The procedure does not erase previously learned keys.
  - The keys to be learned must duplicate the mechanical cut of the current key.
- If more than one valet key is to be learned, immediately precede each valet key with a learned master key.
  1. With a previously learned master key, turn ON the ignition, with the engine OFF.
  2. Turn OFF the ignition and remove the key.
  3. Within 10 seconds of turning OFF the ignition, insert the key to be learned and turn ON the ignition. The vehicle has now learned the new key.

ON-BOARD  
PROGRAM**11****GM HIGH SECURITY - PEPS****PROGRAMMING TRANSMITTERS TO  
THE VEHICLE:**

- Only keyless access transmitters programmed to the vehicle will work.
  - If a transmitter is lost or stolen, a replacement can be purchased and programmed through your dealer/retailer.
  - The vehicle can be reprogrammed so that lost or stolen transmitters no longer work.
  - Any remaining transmitters will need to be reprogrammed. Each vehicle can have up to five transmitters matched to it.
2. Insert the vehicle key of the new transmitter into the key lock cylinder located on the outside of the driver door and turn the key to the unlock position five times within ten seconds. The Driver Information Center (DIC) displays "Ready For Remote #2, 3, 4 or 5."
  3. Place the new transmitter into the transmitter pocket. The transmitter pocket is located inside the center console storage area under the cupholder. The cupholder will need to be pulled out to access the transmitter pocket.
  4. Press the ignition. When the transmitter is learned, the DIC display will show that it is ready to program the next transmitter.
  5. Remove the transmitter from the transmitter pocket and press the unlock button.

**PROGRAMMING WITH A RECOGNIZED  
TRANSMITTER:**

A new transmitter can be programmed to the vehicle when there is one recognized transmitter. To program, the vehicle must be off and all of the transmitters, both currently recognized and new, must be with you.

1. Place the recognized transmitter(s) in the cupholder.

To program additional transmitters, repeat Steps 3 through 5. When all additional transmitters are programmed, press and hold the ignition for 5 seconds to exit the programming mode.

ON-BOARD  
PROGRAM

11

## GM HIGH SECURITY PEPS (continued)

**PROGRAMMING WITHOUT A RECOGNIZED TRANSMITTER:**

If there are no currently recognized transmitters available, follow this procedure to program up to five transmitters. This procedure will take approximately 30 minutes to complete. The vehicle must be off and all of the transmitters you wish to program must be with you.

1. Insert the vehicle key of the new transmitter into the key lock cylinder located on the outside of the driver door and turn the key to the unlock position five times within ten seconds. The Driver Information Center (DIC) displays “Remote Learn Pending, Please Wait.”
2. Wait for ten minutes until the DIC displays “Press Engine Start Button To Learn” and then press the ignition. The DIC displays will again show “Remote Learn Pending, Please Wait.”
3. Repeat Step 2 two additional times. After the third time all previously known transmitters will no longer work with the vehicle. Remaining transmitters can be relearned during the next steps. The DIC should now show “Ready For Remote #1.”
4. Place the new transmitter into the transmitter pocket. The transmitter pocket is located inside the center console storage area under the cupholder. The cupholder will need to be pulled out to access the transmitter pocket.
5. Press the ignition. When the ignition is learned, the DIC display will show that it is ready to program the next transmitter.
6. Remove the transmitter from the transmitter pocket and press the unlock button.

To program additional transmitters, repeat Steps 4 through 6. When all additional transmitters are programmed, press and hold the ignition for 5 seconds to exit the programming mode.

**STARTING THE VEHICLE WITH A LOW TRANSMITTER BATTERY:**

If the transmitter battery is weak, the DIC may display “No Remote Detected” when you try to start the vehicle. The “Replace Battery” in Remote Key message may also be displayed at this time.

**TO START THE VEHICLE:**

1. Remove the cupholder from the center console storage area.
2. Place the transmitter in the transmitter pocket with the buttons facing up.
3. With the vehicle in “P” (Park) or “N” (Neutral), press the brake pedal and the ignition control. See “Starting the Engine”, for additional information about the vehicle’s keyless ignition with push start.

Replace the transmitter battery as soon as possible.

**BATTERY REPLACEMENT:**

Replace the battery if the “Replace Battery in Remote Key” message displays in the DIC. See “Replace Battery in Remote Key” under Key and Lock Messages.

The battery is not rechargeable. See your dealer/retailer to replace the battery.



**REMOTE KEYLESS ENTRY (RKE)****TRANSMITTER PROGRAMMING:**

NOTE: A maximum of 4 Remote Keyless Entry (RKE) transmitters can be programmed to the vehicle. Programming must be done at the same time for all the RKE transmitters.

- NOTE: Make sure the front doors are unlocked and closed, and the ignition is in the OFF position.

Turn the ignition switch from the OFF to the RUN position 4 times in rapid succession (within 6 seconds), with the fourth turn ending in OFF. If the Generic Electronic Module (GEM) successfully enters program mode, the Instrument Cluster (IC) sounds a chime.

- NOTE: If no action is taken within 10 seconds after a transmitter has been programmed, the programming sequence ends.

Within 10 seconds, press any button on the RKE transmitter to be programmed. The IC chimes to confirm that each RKE transmitter is programmed.

Repeat this step for each RKE transmitter.

- NOTE: There are NO chimes or any other confirmation from the IC upon exiting programming mode.

Exiting the programming mode is accomplished if one of the following occurs:

- The ignition transitions to the RUN position.
- 10 seconds have passed since entering programming mode or since the last RKE transmitter was programmed.
- The maximum number (4) of RKE transmitters have been programmed.

- Check the operation of the transmitter. If the door locks do not respond for the programmed RKE transmitter(s), wait several seconds and press the button again. If the door locks still fail to respond, refer to the Handles, Locks, Latches and Entry Systems Section in the owners' manual. (Make sure that no more than the maximum number of RKE transmitters are attempted to be programmed.)

**KEY PROGRAMMING – PROGRAM A KEY USING TWO PROGRAMMED KEYS:****NOTES:**

- This procedure is only for vehicles without Intelligent Access (IA). For vehicles with IA, the keys can only be programmed using a scan tool.
  - This procedure works only if 2 or more programmed keys are available. If 2 programmed keys are not available, refer to Key Programming Using Diagnostic Equipment in your owners manual.
  - This procedure only programs the Passive Anti-Theft System (PATS) portion of the key into the Instrument Panel Cluster (IPC). It does not program the Remote Keyless Entry (RKE) Transmitter Identification Code (TIC) into the Body Control Module (BCM).
- Insert the first programmed PATS key into the ignition and turn the key from the OFF position to the RUN position (maintain the key in the RUN position for approximately 3 seconds).
  - Turn the first key to the OFF position and remove the key from the ignition.
  - Within 10 seconds of turning the key to the OFF position, insert a second programmed PATS key into the ignition and turn the key from the OFF position to the RUN position (maintain the key in the RUN position for approximately 3 seconds).
  - Turn the second key to the OFF position and remove the key from the ignition.
  - Within 10 seconds of turning the key to the OFF position, insert the new unprogrammed PATS key into the ignition and turn the key from the OFF position to the RUN position (maintain the key in the RUN position for approximately 3 seconds).
  - If it is desired to program additional key(s) (up to a total of 8 keys can be programmed), repeat steps 1 – 5 for each additional key.
  - Refer to RKE Transmitter Programming above to program the RKE portion of the key.

ON-BOARD  
PROGRAM

**13**

2011-2014 FORD FIESTA



**REMOTE KEYLESS ENTRY (RKE)  
TRANSMITTER PROGRAMMING:**

NOTES:

- A maximum of 8 Remote Keyless Entry (RKE) transmitters can be programmed to the vehicle. Programming must be done at the same time for all RKE transmitters.
  - This procedure is for programming the RKE transmitter portion of the Integrated Keyhead Transmitter (IKT). The RKE transmitter for an Intelligent Access (IA) key is programmed automatically during the key programming. Refer to the key programming procedures under Anti-Theft – Passive Anti-Theft System (PATS) below.
1. Use the door lock control switch to electronically unlock the door locks.

NOTES:

- There is no audible or visual indication that programming mode has been entered.
2. Turn the ignition from the OFF to RUN position 4 times in rapid succession (within 6 seconds), with the fourth turn ending in OFF.

NOTES:

- If no action is taken within 10 seconds after a transmitter has been programmed, the programming sequence ends.
3. Within 10 seconds, press any button on the RKE transmitter to be programmed. After the first RKE transmitter is programmed, press a button on each subsequent transmitter to be programmed (each within 10 seconds of each other).
  4. Exiting the programming mode is accomplished if one of the following occurs:
    - The key transitions to the RUN position.
    - 10 seconds have passed since entering programming mode or since the last RKE transmitter was programmed.
    - The maximum number (8) of RKE transmitters have been programmed.
  5. Check the operation of the transmitter. If the door locks do not respond for the programmed RKE transmitter(s), wait several seconds and press the button again. If the door locks still fail to respond, refer to Handles, Locks, Latches and Entry Systems in your owners manual.

**KEY PROGRAMMING – PROGRAM A KEY  
USING TWO PROGRAMMED KEYS**

NOTES:

- This procedure is only for vehicles without Intelligent Access (IA). For vehicles with IA, the keys can only be programmed using a scan tool.
  - This procedure works only if 2 or more programmed keys are available. If 2 programmed keys are not available, refer to Key Programming Using Diagnostic Equipment in your owners manual.
  - This procedure only programs the Passive Anti-Theft System (PATS) portion of the key into the Instrument Panel Cluster (IPC). It does not program the Remote Keyless Entry (RKE) Transmitter Identification Code (TIC) into the Body Control Module (BCM).
1. Insert the first programmed PATS key into the ignition and turn the key from the OFF position to the RUN position (maintain the key in the RUN position for approximately 3 seconds).
  2. Turn the first key to the OFF position and remove the key from the ignition.
  3. Within 10 seconds of turning the key to the OFF position, insert a second programmed PATS key into the ignition and turn the key from the OFF position to the RUN position (maintain the key in the RUN position for approximately 3 seconds).
  4. Turn the second key to the OFF position and remove the key from the ignition.
  5. Within 10 seconds of turning the key to the OFF position, insert the new unprogrammed PATS key into the ignition and turn the key from the OFF position to the RUN position (maintain the key in the RUN position for approximately 3 seconds).
  6. If it is desired to program additional key(s) (up to a total of 8 keys can be programmed), repeat steps 1 – 5 for each additional key.
  7. Refer to RKE Transmitter Programming above to program the RKE portion of the key.

**ADD KEY (MUST HAVE TWO WORKING ORIGINAL KEYS):**

## NOTE:

A maximum of eight coded keys can be programmed to your vehicle; all eight can be IKT's with remote entry functionality.

1. Insert the first previously programmed coded keys into the ignition.
2. Turn the ignition from off to on. Keep the ignition on for at least three seconds, but no more than 10 seconds.
3. Turn the ignition off and remove the first coded key from the ignition.
4. After 3 seconds but within ten seconds of turning the ignition off, insert the second previously coded key into the ignition.
5. Turn the ignition from off to on. Keep the ignition on for at least three seconds, but no more than 10 seconds.
6. Turn the ignition off and remove the second coded key from the ignition.
7. After three seconds but within 10 seconds of turning the ignition off and removing the previously programmed coded key, insert the new un-programmed key (new key/valet key) into the ignition.
8. Turn the ignition from off to on. Keep the ignition on for at least 6 seconds.
9. Remove the newly programmed coded key from the ignition.
10. If the key has been successfully programmed, it will start the vehicle's engine and will operate the remote entry system (if the new key is an Integrated Keyhead Transmitter).

If the key was not successfully programmed, it will not start your vehicle's engine and/or will not operate the remote entry features. The message center will display: NO KEY DETECTED. Wait 10 seconds and you may repeat Steps 1 through 8. If the failure repeats, bring your vehicle to your authorized dealer to have the new key(s) programmed.

To program additional new un-programmed key(s), wait 20 seconds and then repeat this procedure from Step 1.



ON-BOARD PROGRAM

15

2010-2014 FORD TAURUS/EDGE/  
EXPLORER/LINCOLN MKS/MKT



**NOTE:**

A maximum of four intelligent access keys can be programmed to your vehicle. If you would like to replace a previously programmed access key with a new access key, or if you already have four access keys programmed to your vehicle, you must take your vehicle and all access keys to your authorized dealer to be erased and reprogrammed.

**ADDING SPARE INTELLIGENT ACCESS KEYS:**

You must have two previously programmed intelligent access keys inside the vehicle and the new un-programmed intelligent access keys readily accessible. If two previously programmed keys are not available, you must take your vehicle to your authorized dealer to have the spare key(s) programmed.

Ensure that the vehicle is off before beginning this procedure. Ensure that all doors are closed before beginning this procedure and that all doors remain closed throughout the procedure. Perform this procedure exactly as described below, and perform all steps within 30 seconds of starting the sequence. If any steps are performed out of sequence, stop and wait at least one minute before starting again.

Please read and understand the entire procedure before you begin.

1. Place the new un-programmed intelligent access key in the pocket inside the center console utility compartment.
2. Press the driver or passenger power door unlock control three times.
3. Press and release the brake pedal one time.
4. Press the driver or passenger power door lock control three times.
5. Press and release the brake pedal one time. The indicator on the Start/Stop button should begin to rapidly flash, indicating that the programming mode

has been entered and two programmed intelligent access keys have been detected in the vehicle.

6. Within one minute, press the start/stop button. A message will be displayed on the message center indicating that the new Intelligent Access Key was programmed. If four intelligent access keys have already been programmed to your vehicle, you cannot program anymore and the message.

MAX # OF KEYS LEARNED will be displayed on the message center.

7. Remove Intelligent Access Key from utility compartment pocket and press the unlock or lock control on the newly programmed intelligent access keys to exit programming mode.
8. Verify that the remote entry functions operate (lock, unlock) and that the vehicle starts with new Intelligent Access Key.

If the Intelligent Access Key has been successfully programmed, it can be used to activate the Intelligent Access with Push Button Start feature and can be used to start your vehicle.





## NOTE:

On-Board Programming for use in most GM vehicles for model years 2006-2010. Some vehicles may require a dealer or aftermarket programming tool. Most GM vehicles for model years 2011-2012 require a dealer or aftermarket programming tool.

**USE THIS PROCEDURE FOR VEHICLES WITH DRIVER INFORMATION CENTER BUTTONS:**

**RELEARN REMOTE:**

This display allows you to match Remote Keyless Entry (RKE) transmitters to your vehicle. This procedure will erase all previously learned transmitters. Therefore, they must be relearned as additional transmitters.

1. Press the vehicle information button until PRESS V TO RELEARN REMOTE displays.
2. Press the set/reset button until REMOTE LEARNING ACTIVE is displayed.
3. Press and hold the lock and unlock buttons on the first transmitter at the same time for about 15 seconds. On vehicles with memory recall seats, the first transmitter learned will match driver 1 and the second will match driver 2. A chime will sound indicating that the transmitter is matched.
4. To match additional transmitters at this time, repeat Step 3. Each vehicle can have a maximum of eight transmitters matched to it.
5. To exit the programming mode, you must cycle the key to LOCK/OFF.

**USE THIS PROCEDURE FOR VEHICLES WITHOUT DRIVER INFORMATION CENTER BUTTONS:**

**CENTER BUTTONS:**

**RELEARN REMOTE:**

To access this display, the vehicle must be in P (Park). This display allows you to match Remote Keyless Entry (RKE) transmitters to your vehicle. This procedure will erase all previously learned transmitters. Therefore, they must be relearned as additional transmitters. To access this display, the vehicle must be in Park (P) with key in the on position (as far as you can go without cranking engine)

1. Press the trip odometer reset stem until RELEARN REMOTE KEY displays.
2. Press and hold the trip odometer reset stem for three seconds. The message REMOTE KEY LEARNING ACTIVE will display.
3. Press and hold the lock and unlock buttons on the keyless remote at the same time for approximately 15 seconds. A chime will sound indicating that the remote is programmed.
4. To program additional remotes at this time repeat step 3. This vehicle can have a maximum of eight remotes programmed.
5. To exit programming mode turn key off and remove key. Test remote(s).

ON-BOARD PROGRAM

17

CADILLAC CTS & ESCALADE  
2017-2014



**VEHICLES EQUIPPED WITH A “DRIVERS INFORMATION CENTER” OR DIC**

1. Insert key and turn to ON position so you can access Driver Information Center.
2. Press the vehicle information button until “PRESS TO RELEARN REMOTE KEY” displays
3. Press the set/reset button until “REMOTE KEY LEARNING ACTIVE” displays.
4. Press and hold the lock and unlock buttons on the first keyless remote at the same time for approximately 15 seconds. (On vehicles with memory recall seats, the first remote learned will match driver 1 and the second will match driver 2.)
5. To program additional remotes at this time, repeat step 4. This vehicle can have a maximum of eight remotes programmed.
6. To exit programming mode, **turn key off and remove key. Test remote(s).**

ON-BOARD PROGRAM

18

1998+ FORD, LINCOLN,  
MERCURY VEHICLES



Turn ignition from OFF to RUN 4 times within 3 seconds, with the 4th time ending in RUN. Door locks will cycle to confirm programming mode.

1. Within 20 seconds, press any button on the first keyless remote. Door locks will cycle to confirm programming.
2. Within 20 seconds, press any button on the second keyless remote. Door locks will cycle again to confirm programming.
3. Turn ignition to OFF. Locks will again cycle to indicate end of programming mode.



ON-BOARD  
PROGRAM

19

2014-2015 FORD FLIP KEYS



## REPLACEMENT KEYS

### NOTE:

Your vehicle comes equipped with two integrated keyhead transmitters or two intelligent access keys.

The integrated keyhead transmitter functions as a programmed ignition key that operates all the locks and starts your vehicle, as well as a remote control.

The intelligent access key functions as a programmed key that operates the driver door lock and activates the intelligent access with push button start system, as well as a remote control.

If your programmed transmitters or standard SecuriLock coded keys (integrated keyhead transmitters only) are lost or stolen and you do not have an extra coded key, you will need to have your vehicle towed to an authorized dealer. You need to erase the key codes from your vehicle and program new coded keys.

Store an extra programmed key away from your vehicle in a safe place to help prevent any inconveniences. See your authorized dealer to purchase additional spare or replacement keys.

## PROGRAMMING A SPARE INTEGRATED KEYHEAD TRANSMITTER

### NOTE:

You can program a maximum of eight coded keys to your vehicle. All eight can be integrated keyhead transmitters.

You can program your own integrated keyhead transmitter or standard SecuriLock coded keys to your vehicle. This procedure will program both the vehicle immobilizer keycode and the remote entry portion of the remote control to your vehicle.

Only use integrated keyhead transmitters or standard SecuriLock keys.

You must have two previously programmed coded keys and the new unprogrammed key readily accessible. See an authorized dealer

to have the spare key programmed if two previously programmed coded keys are not available.

Read and understand the entire procedure before you begin.

1. Insert the first previously programmed coded key into the ignition.
2. Switch the ignition from off to on. Keep the ignition on for at least three seconds, but no more than 10 seconds.
3. Switch the ignition off and remove the first coded key from the ignition.
4. After three seconds but within 10 seconds of switching the ignition off, insert the second previously coded key into the ignition.
5. Switch the ignition from off to on. Keep the ignition on for at least three seconds, but no more than 10 seconds.
6. Switch the ignition off and remove the second previously programmed coded key from the ignition.
7. After three seconds but within 10 seconds of switching the ignition off and removing the previously programmed coded key, insert the new unprogrammed key into the ignition.
8. Switch the ignition from off to on. Keep the ignition on for at least six seconds.
9. Remove the newly programmed coded key from the ignition.

If the key has been successfully programmed it will start your vehicle and operate the remote entry system (if the new key is an integrated keyhead transmitter).

If programming was not successful, wait 10 seconds and repeat Steps 1 through 8. If you are still unsuccessful, take your vehicle to an authorized dealer



**PROGRAMMING A SPARE INTELLIGENT ACCESS KEY**

NOTE:

You can program a maximum for four intelligent access keys to your vehicle. You must have two previously programmed intelligent access keys inside your vehicle and the new unprogrammed intelligent access keys readily accessible. See an authorized dealer to have the spare key programmed if two previously programmed keys are not available.

Make sure that your vehicle is off before beginning this procedure. Make sure that you close all the doors before beginning and that they remain closed throughout the procedure. Perform all steps within 30 seconds of starting the sequence. Stop and wait for at least one minute before starting again if you perform any steps out of sequence.

Read and understand the entire procedure before you begin.

1. Place a programmed intelligent access key in the backup slot in the center console. The key ring must be at the top with the buttons facing toward the rear.
2. Wait 5 seconds, and then press the START/STOP button.
3. Remove the intelligent access key.
4. Within 10 seconds, place a second programmed intelligent access key in the backup slot and press the START/STOP button.
5. Wait 5 seconds, and then press the START/STOP button again.
6. Remove the intelligent access key.
7. Wait 5 seconds, then place the unprogrammed intelligent access key in the backup slot and press the START/STOP button.

Programming is now complete. Verify the remote control functions operate and your vehicle starts with the new intelligent access key.

If programming was not successful, wait 10 seconds and repeat Steps 1 through 7. If you are still unsuccessful, take your vehicle to your authorized dealer.

An LED on the remote control provides status feedback of remote start or stop commands.

LED	Status
Solid Green	Remote start or extension successful
Solid Red	Remote stop successful; engine off
Blinking Red	Remote start or stop failed
Blinking Green	Waiting for status update

**Remote Starting the Vehicle**

*Note: You must press each button within three seconds of each other. Your vehicle will not remote start if you do not follow this sequence.*

**ACURA**

MODEL	YEAR(S)	SSC P/N	DESCRIPTION	PROGRAMMING	TOOL	OE #	EZ#
CL	1998-03	692246	STRATTEC Logo RFID		Code-Seeker		HD106-PT
		692057	STRATTEC Logo Clonable		Quick-Code		HD106-PT5
Integra	2000-01	692246	STRATTEC Logo RFID		Code-Seeker		HD106-PT
		692057	STRATTEC Logo Clonable		Quick-Code		HD106-PT5
MDX	2007-12	5907553	STRATTEC Logo "V"		Code-Seeker	35118-SDA	HO03-PT(V)
	2000-06	692246	STRATTEC Logo RFID		Code-Seeker		HD106-PT
		692057	STRATTEC Logo Clonable		Quick-Code		HD106-PT5
NSX	1997-05*	692246	STRATTEC Logo RFID		Code-Seeker		HD106-PT
		692057	STRATTEC Logo Clonable		Quick-Code		HD106-PT5
RDX	2007-12	5907553	STRATTEC Logo "V"		Code-Seeker	35118-SDA	HO03-PT(V)
RL	1996-04*	692246	STRATTEC Logo RFID		Code-Seeker		HD106-PT
		692057	STRATTEC Logo Clonable		Quick-Code		HD106-PT5
RSX	2002-06	692246	STRATTEC Logo RFID		Code-Seeker		HD106-PT
		692057	STRATTEC Logo Clonable		Quick-Code		HD106-PT5
TL	2007-12	5907553	STRATTEC Logo "V"		Code-Seeker	35118-SDA	HO03-PT(V)
	2004-06	5907552	STRATTEC Logo "V"		Code-Seeker	35113-SEC	HO03-PT(V)
	1999-03	692246	STRATTEC Logo RFID		Code-Seeker		HD106-PT
		692057	STRATTEC Logo Clonable		Quick-Code		HD106-PT5
TSX	2009-12	5907553	STRATTEC Logo "V"		Code-Seeker	35118-SDA	HO03-PT(V)
	2004-08	5907552	STRATTEC Logo "V"		Code-Seeker	35113-SEC	HO03-PT(V)
ZDX	2010-12	5907553	STRATTEC Logo "V"		Code-Seeker	35118-SDA	HO03-PT(V)

\*NOTE: You must flash the immobilizer and then program the vehicle.

**BUICK**

MODEL	YEAR(S)	SSC P/N	DESCRIPTION	PROGRAMMING	TOOL	OE #	EZ#
Allure (Canada)	2009-10	5912558	Buick Logo 4 Button PEPS (315 MHZ)	OBP-11		13504203	
		5912559	Buick Logo 5 Button PEPS (315 MHZ)	OBP-11		13504202	
		5912555	Buick Logo 4 Button Flip (315 MHZ)	OBP-10		13504205 13576144	
		5913396	GM Logo 4 Button Flip (315 MHZ)	OBP-10		13504205 13576144	
		5912556	Buick Logo 5 Button Flip (315 MHZ)	OBP-10		13504204 13576143	
		5913397	GM Logo 5 Button Flip	OBP-10		13504204 13576143	
	2005-08	691205	Buick Logo 93 GRV PK3	OBP-1			B107-PT
		692138	STRATTEC Logo 93 GRV Clonable		Quick-Code		PT04-PT5

BUICK								
MODEL	YEAR(S)	SSC P/N	DESCRIPTION	PROGRAMMING	TOOL	OE #	EZ#	
Enclave	2007-15	693126	Buick Logo 93 GRV Circle Plus	OBP-1		12451816	B111-PT	
		5903089	GM Logo 93 GRV Circle Plus	OBP-1		12451816	B111-PT	
	2008-11	5922034	GM Logo 3 Button Remote (315 MHZ)	OBP-16		20952475		
		5922035	GM Logo 4 Button Remote, RS (315 MHZ)	OBP-16		20952474		
		5922372	GM Logo 4 Button Remote (315 MHZ)	OBP-16		20952476		
		5922373	GM Logo 5 Button Remote, RS (315 MHZ)	OBP-16		20952477		
Encore	2014-15	5912555	Buick Logo 4 Button Flip (315 MHZ)	OBP-10		13504205 13576144		
		5912556	Buick Logo 5 Button Flip (315 MHZ)	OBP-10		13504204 13576143		
		5913396	GM Logo 4 Button Flip (315 MHZ)	OBP-10		13504205 13576144		
		5913397	GM Logo 5 Button Flip (315 MHZ)	OBP-10		13504204 13576143		
LaCrosse	2010-15	5912558	Buick Logo 4 Button PEPS (315 MHZ)	OBP-11		13504203		
		5912559	Buick Logo 5 Button PEPS (315 MHZ)	OBP-11		13504202		
		5912555	Buick Logo 4 Button Flip (315 MHZ)	OBP-10		13504205 13576144		
		5913396	GM Logo 4 Button Flip (315 MHZ)	OBP-10		13504205 13576144		
		5912556	Buick Logo 5 Button Flip (315 MHZ)	OBP-10		13504204 13576143		
		5913397	GM Logo 5 Button Flip	OBP-10		13504204 13576143		
	2005-09	691205	Buick Logo 93 GRV PK3	OBP-1				B107-PT
		692138	STRATTEC Logo 93 GRV Clonable			Quick-Code		PT04-PT5
LeSabre	2000-06	690898	GM Logo 75 GRV PK3	OBP-1	Code-Seeker		B99-PT	
		692065	STRATTEC Logo 75 GRV Clonable		Quick-Code		B99-PT5	
Lucerne	2006-11	693126	Buick Logo 93 GRV Circle Plus	OBP-1		12451816	B111-PT	
		5903089	GM Logo 93 GRV Circle Plus	OBP-1		12451816	B111-PT	
Park Avenue	1997-05	690552	GM Logo 75 GRV PK3	OBP-1	Code-Seeker	88891799	B97-PT	
		690556	GM Logo 88 GRV PK3	OBP-1		88951932	B103-PT	
		692064	STRATTEC Logo 88 GRV Clonable		Quick-Code			B97-PT5
Rainier	2003-05	690898	GM Logo 75 GRV PK3	OBP-1	Code-Seeker		B99-PT	
		692065	STRATTEC Logo 75 GRV Clonable		Quick-Code		B99-PT5	
Regal	2011-15	5912558	Buick Logo 4 Button PEPS (315 MHZ)	OBP-11		13504203	B107-PT	
		5912559	Buick Logo 5 Button PEPS (315 MHZ)	OBP-11		13504202		
		5912555	Buick Logo 4 Button Flip (315 MHZ)	OBP-10		13504205 13576144		
		5913396	GM Logo 4 Button Flip (315 MHZ)	OBP-10		13504205 13576144		
		5912556	Buick Logo 5 Button Flip (315 MHZ)	OBP-10		13504204 13576143		
		5913397	GM Logo 5 Button Flip (315 MHZ)	OBP-10		13504204 13576143		



BUICK							
MODEL	YEAR(S)	SSC P/N	DESCRIPTION	PROGRAMMING	TOOL	OE #	EZ#
Rendezvous	2005-06	690552	GM Logo 75 GRV PK3	OBP-1	Code-Seeker	88891799	B97-PT
		690556	GM Logo 88 GRV PK3	OBP-1		88951932	B103-PT
		692064	STRATTEC Logo 88 GRV Clonable		Quick-Code		B97-PT5
	2001-04	690898	GM Logo 75 GRV PK3	OBP-1	Code-Seeker		B99-PT
		692065	STRATTEC Logo 75 GRV Clonable		Quick-Code		B99-PT5
Terraza	2007	692952	Buick Logo 75 GRV PK3			15821269	PT04-PT
		692065	STRATTEC Logo 75 GRV Clonable		Quick-Code		B99-PT5
	Late 2005-06	690552	GM Logo 75 GRV PK3	OBP-1	Code-Seeker	88891799	B97-PT
		690556	GM Logo 88 GRV PK3	OBP-1		88951932	B103-PT
		692064	STRATTEC Logo 88 GRV Clonable		Quick-Code		B97-PT5
	Mid Jan-Mar 05	691205	Buick Logo 93 GRV PK3				B107-PT
		692138	STRATTEC Logo 93 GRV Clonable		Quick-Code		PT04-PT5
Verano	2012-15	5912558	Buick Logo 4 Button PEPS (315 MHZ)	OBP-11		13504203	B107-PT
		5912559	Buick Logo 5 Button PEPS (315 MHZ)	OBP-11		13504202	
		5912555	Buick Logo 4 Button Flip (315 MHZ)	OBP-10		13504205 13576144	
		5913396	GM Logo 4 Button Flip (315 MHZ)	OBP-10		13504205 13576144	
		5912556	Buick Logo 5 Button Flip (315 MHZ)	OBP-10		13504204 13576143	
		5913397	GM Logo 5 Button Flip (315 MHZ)	OBP-10		13504204 13576143	
CADILLAC							
MODEL	YEAR(S)	SSC P/N	DESCRIPTION	PROGRAMMING	TOOL	OE #	EZ#
ATS	2015	5922070	Emergency Key (Non-Transponder)			22984994	
	2013-14	5912534	Emergency Key (Non-Transponder)			20765513	
CTS	2014-15	5922070	Emergency Key (Non-Transponder)			22984994	
	2008-13	5904001	Cadillac Jewel Logo 93 GRV Circle Plus	OBP-1		25847343	B111-PT
		692933	Cadillac Logo 93 GRV Circle Plus	OBP-1		25847343	B111-PT
		5903089	GM Logo 93 GRV Circle Plus	OBP-1		25847343	B111-PT
		5923877	Cadillac Logo 4 Button FOB #1 (315 MHZ)	OBP-17		22889449	
		5923878	Cadillac Logo 4 Button FOB #2 (315 MHZ)	OBP-17		22889450	
		5923879	Cadillac Logo 5 Button FOB #1 (315 MHZ)	OBP-17		22889455	
		5923880	Cadillac Logo 5 Button FOB #2 (315 MHZ)	OBP-17		22889456	
		5923881	Cadillac Logo 4 Button FOB #1 (315 MHZ)	OBP-17		22889451	
		5923882	Cadillac Logo 4 Button FOB #2 (315 MHZ)	OBP-17		22889452	
		5923883	Cadillac Logo 5 Button FOB #1 (315 MHZ)	OBP-17		22889481	
	5923884	Cadillac Logo 5 Button FOB #2 (315 MHZ)	OBP-17		22889482		

CADILLAC							
MODEL	YEAR(S)	SSC P/N	DESCRIPTION	PROGRAMMING	TOOL	OE #	EZ#
CTS Coupe	2013	5908114	Emergency Key (Non-Transponder)				
	2003-07	5912114	Cadillac Jewel Logo 75 GRV PK3+			19207416	
DeVille	2000-05	690898	GM Logo 75 GRV PK3	OBP-1	Code-Seeker		B99-PT
		692065	STRATTEC Logo 75 GRV Clonable		Quick-Code		B99-PT5
DTS	2005-11	5904001	Cadillac Jewel Logo 93 GRV Circle Plus	OBP-1		25847343	B111-PT
		692933	Cadillac Logo 93 GRV Circle Plus	OBP-1		25847343	B111-PT
		5903089	GM Logo 93 GRV Circle Plus	OBP-1		25847343	B111-PT
ELR	2014-15	5922070	Emergency Key (Non-Transponder)			22984994	
Escalade/ESV	2015	5922070	Emergency Key (Non-Transponder)			22984994	
Escalade/ESV/EXT	2007-14	5904001	Cadillac Jewel Logo 93 GRV Circle Plus	OBP-1		25847343	B111-PT
		692933	Cadillac Logo 93 GRV Circle Plus	OBP-1		25847343	B111-PT
		5903089	GM Logo 93 GRV Circle Plus	OBP-1		25847343	B111-PT
		5923885	Cadillac Logo 4 Button FOB #1 (315 MHZ)	OBP-17		22756463	
		5923886	Cadillac Logo 4 Button FOB #2 (315 MHZ)	OBP-17		22756464	
		5923887	Cadillac Logo 6 Button FOB #1 (315 MHZ)	OBP-17		22756465	
		5923888	Cadillac Logo 6 Button FOB #2 (315 MHZ)	OBP-17		22756466	
*NOTE NO EXT for 14							
Seville	1997-05	690898	GM Logo 75 GRV PK3	OBP-1	Code-Seeker		B99-PT
		692065	STRATTEC Logo 75 GRV Clonable		Quick-Code		B99-PT5
SRX	2010-15	5912534	Emergency Key (Non-Transponder)			20765513	
	2004-09	692383	Cadillac Logo 93 GRV PK3+				
STS	2008-11	5904001	Cadillac Jewel Logo 93 GRV Circle Plus	OBP-1		25847343	B111-PT
		692933	Cadillac Logo 93 GRV Circle Plus	OBP-1		25847343	B111-PT
		5903089	GM Logo 93 GRV Circle Plus	OBP-1		25847343	B111-PT
	2003-07	5912114	Cadillac Jewel Logo 75 GRV PK3+			19207416	
	2000-01	692065	STRATTEC Logo 75 GRV Clonable	OBP-1	Quick-Code		B99-PT5
XTS	2013-15	5912534	Emergency Key (Non-Transponder)			20765513	
**NOTE: Aftermarket requires a PIN number.							
CHEVROLET							
MODEL	YEAR(S)	SSC P/N	DESCRIPTION	PROGRAMMING	TOOL	OE #	EZ#
Avalanche	2007-13	692931	Chevrolet Logo 93 GRV Circle Plus	OBP-1		89024363	B111-PT
		5903089	GM Logo 93 GRV Circle Plus	OBP-1		89024363	B111-PT
Aveo	2008-09	5912554	Chevrolet Logo Aveo			96585564	
Camaro Coupe	2010-15	5912543	Chevrolet Logo 4 Button Flip (315 MHZ)	OBP-10		13504200 13576139	
		5912545	Chevrolet Logo 5 Button Flip (315 MHZ)	OBP-10		13504199 13576138	
		5913396	GM Logo 4 Button Flip (315 MHZ)	OBP-10		13504200 13576139	
		5913397	GM Logo 5 Button Flip (315 MHZ)	OBP-10		13504199 13576138	

<b>CHEVROLET</b>							
MODEL	YEAR(S)	SSC P/N	DESCRIPTION	PROGRAMMING	TOOL	OE #	EZ#
Camaro Convertible	2012-13	5912543	Chevrolet Logo 4 Button Flip (315 MHZ)	OBP-10		13504200 13576139	
		5913396	GM Logo 4 Button Flip (315 MHZ)	OBP-10		13504200 13576139	
		5912545	Chevrolet Logo 5 Button Flip (315 MHZ)	OBP-10		13504199 13576138	
		5913397	GM Logo 5 Button Flip (315 MHZ)	OBP-10		13504199 13576138	
Captiva Sport	2011	5922034	GM 3 Button Remote (315 MHZ)	OBP-16		20952475	
		5922035	GM 4 Button Remote, RS (315 MHZ)	OBP-16		20952474	
		7011685	No logo Saturn Vue			96464220	
Cobalt	2006-10	692931	Chevrolet Logo 93 GRV Circle Plus	OBP-1		89024363	B111-PT
		5903089	GM Logo 93 GRV Circle Plus	OBP-1		89024363	B111-PT
Colorado	2015	5925637	Chevrolet Molded Key				
Corvette	2014-15	5912534	Emergency Key (Non-Transponder)			20765513	
	2010-13	5908114	Emergency Key (Non-Transponder)				
Cruze	2011-15	5912543	Chevrolet Logo 4 Button Flip (315 MHZ)	OBP-10		13504200 13576139	
		5913396	GM Logo 4 Button Flip (315 MHZ)	OBP-10		13504200 13576139	
		5912545	Chevrolet Logo 5 Button Flip (315 MHZ)	OBP-10		13504199 13576138	
		5913397	GM Logo 5 Button Flip (315 MHZ)	OBP-10		13504199 13576138	
		5921872	Chevrolet Logo 4 Button PEPS (315 MHZ)	OBP-11		13500318	
		5921873	Chevrolet Logo 5 Button PEPS (315 MHZ)	OBP-11		13500319	
Equinox	2010-15	5912543	Chevrolet Logo 4 Button Flip (315 MHZ)	OBP-10		13504200 13576139	
		5913396	GM Logo 4 Button Flip (315 MHZ)	OBP-10		13504200 13576139	
		5913597	Chevrolet Logo 4 Button Flip, RS (315 MHZ)	OBP-10			
		5912545	Chevrolet Logo 5 Button Flip (315 MHZ)	OBP-10		13504199 13576138	
		5913397	GM Logo 5 Button Flip (315 MHZ)	OBP-10		13504199 13576138	
		5913598	Chevrolet Logo 3 Button Flip (315 MHZ)	OBP-10		20873621 20934736	
	2007-09	692931	Chevrolet Logo 93 GRV Circle Plus	OBP-1		89024363	B111-PT
		5903089	GM Logo 93 GRV Circle Plus	OBP-1		89024363	B111-PT
Express	2015	5926503	GM Logo Molded Key				
		4225455	GM Logo Coined Key (Non-Transponder)				
	2009-14	692931	Chevrolet Logo 93 GRV Circle Plus	OBP-1		89024363	B111-PT
		5903089	GM Logo 93 GRV Circle Plus	OBP-1		89024363	B111-PT
	2008-11	5922035	GM 4 Button Remote, RS (315 MHZ)	OBP-16		20952474	
		5922374	GM 6 Button Remote, RS (315 MHZ)	OBP-16		20970807	
		5922375	GM 5 Button Remote, RS (315 MHZ)	OBP-16		20970808	

CHEVROLET							
MODEL	YEAR(S)	SSC P/N	DESCRIPTION	PROGRAMMING	TOOL	OE #	EZ#
HHR	2006-11	692931	Chevrolet Logo 93 GRV Circle Plus	OBP-1		89024363	B111-PT
		5903089	GM Logo 93 GRV Circle Plus	OBP-1		89024363	B111-PT
Impala	2015	5924366	Chevrolet Logo 4 Button Flip (315 MHZ)				
		5924369	Chevrolet Logo 5 Button Flip (315 MHZ)				
		5924372	Chevrolet Logo 5 Button Flip (433 MHZ)				
		5921873	Chevrolet Logo 5 Button PEPS (315 MHZ)	OBP-11		13500319	
		5912546	GM Logo 5 Button Flip (433 MHZ)	OBP-10			
	2014	5912546	GM Logo 5 Button Flip (433 MHZ)	OBP-10			
		5912544	GM Logo 4 Button Button (433 MHZ)				
	2006-13	692931	Chevrolet Logo 93 GRV Circle Plus	OBP-1		89024363	B111-PT
		5903089	GM Logo 93 GRV Circle Plus	OBP-1		89024363	B111-PT
		5922032	GM 4 Button Remote (315 MHZ)	OBP-16		20935330	
5922033		GM 5 Button Remote, RS (315 MHZ)	OBP-16		20935331		
Malibu	2015	5912543	Chevrolet Logo 4 Button Flip (315 MHZ)	OBP-10		13504200 13576139	
		5913396	GM Logo 4 Button Flip (315 MHZ)	OBP-10		13504200 13576139	
		5912545	Chevrolet Logo 5 Button Flip (315 MHZ)	OBP-10		13504199 13576138	
		5913397	GM Logo 5 Button Flip (315 MHZ)	OBP-10		13504199 13576138	
		5913598	Chevrolet Logo 3 Button Flip (315 MHZ)	OBP-10		20873621 20934736	
		5921873	Chevrolet Logo 5 Button PEPS (315 MHZ)	OBP-11		13500319	
	2014	5912546	GM Logo 5 Button Flip (433 MHZ)	OBP-10			
		5912544	GM Logo 4 Button Button (433 MHZ)				
	2008-13	692931	Chevrolet Logo 93 GRV Circle Plus	OBP-1		89024363	B111-PT
		5903089	GM Logo 93 GRV Circle Plus	OBP-1		89024363	B111-PT
	Malibu Maxx	2004-07	692931	Chevrolet Logo 93 GRV Circle Plus	OBP-1		89024363
5903089			GM Logo 93 GRV Circle Plus	OBP-1		89024363	B111-PT
Monte Carlo	2006-07	692931	Chevrolet Logo 93 GRV Circle Plus	OBP-1		89024363	B111-PT
		5903089	GM Logo 93 GRV Circle Plus	OBP-1		89024363	B111-PT
Silverado/HD	2014-15	5924205	Chevrolet Logo Molded Key			22984996	
		5922084	Emergency Key (Non-Transponder)			22984995	
	2007-13	692931	Chevrolet Logo 93 GRV Circle Plus	OBP-1		89024363	B111-PT
		5903089	GM Logo 93 GRV Circle Plus	OBP-1		89024363	B111-PT
		5922034	GM 3 Button Remote (315 MHZ)	OBP-16		20952475	
		5922035	GM 4 Button Remote, RS (315 MHZ)	OBP-16		20952474	

<b>CHEVROLET</b>							
MODEL	YEAR(S)	SSC P/N	DESCRIPTION	PROGRAMMING	TOOL	OE #	EZ#
Sonic	2012-15	5912543	Chevrolet Logo 4 Button Flip (315 MHZ)	OBP-10		13504200 13576139	
		5913396	GM Logo 4 Button Flip (315 MHZ)	OBP-10		13504200 13576139	
		5912545	Chevrolet Logo 5 Button Flip (315 MHZ)	OBP-10		13504199 13576138	
		5913397	GM Logo 5 Button Flip (315 MHZ)	OBP-10		13504199 13576138	
		5913598	Chevrolet Logo 3 Button Flip (315 MHZ)	OBP-10		20873621 20934736	
Suburban	2015	5924205	Chevrolet Logo Molded Key			22984996	
		5922084	Emergency Key (Non-Transponder)			22984995	
	2007-14	692931	Chevrolet Logo 93 GRV Circle Plus	OBP-1		89024363	B111-PT
		5903089	GM Logo 93 GRV Circle Plus	OBP-1		89024363	B111-PT
		5922377	GM 5 Button Remote, RS (315 MHZ)	OBP-16		22756459	
		5922378	GM 4 Button Remote (315 MHZ)	OBP-16		22756460	
		5922379	GM 6 Button Remote, RS (315 MHZ)	OBP-16		22756461	
5922380	GM 5 Button Remote (315 MHZ)	OBP-16		22756462			
Tahoe	2015	5924205	Chevrolet Logo Molded Key			22984996	
		5922084	Emergency Key (Non-Transponder)			22984995	
	2007-14	692931	Chevrolet Logo 93 GRV Circle Plus	OBP-1		89024363	B111-PT
		5903089	GM Logo 93 GRV Circle Plus	OBP-1		89024363	B111-PT
		5922377	GM 5 Button Remote, RS (315 MHZ)	OBP-16		22756459	
		5922378	GM 4 Button Remote (315 MHZ)	OBP-16		22756460	
		5922379	GM 6 Button Remote, RS (315 MHZ)	OBP-16		22756461	
5922380	GM 5 Button Remote (315 MHZ)	OBP-16		22756462			
Traverse	2009-15	692931	Chevrolet Logo 93 GRV Circle Plus	OBP-1		89024363	B111-PT
		5903089	GM Logo 93 GRV Circle Plus	OBP-1		89024363	B111-PT
	2009-11	5922034	GM 3 Button Remote (315 MHZ)	OBP-16		20952475	
		5922035	GM 4 Button Remote, RS (315 MHZ)	OBP-16		20952474	
		5922372	GM 4 Button Remote (315 MHZ)	OBP-16		20952476	
		5922373	GM 5 Button Remote, RS (315 MHZ)	OBP-16		20952477	
Uplander	2007-09	692955	Chevrolet Logo 75 GRV PK3			15821273	PT04-PT
		692065	STRATTEC Logo 75 GRV Clonable		Quick-Code		B99-PT5
		690898	GM Logo 75 GRV PK3	OBP-1	Code-Seeker		B99-PT
	Mid Jan-Mar 05	692138	STRATTEC Logo 93 GRV Clonable		Quick-Code		PT04-PT5

## CHEVROLET

MODEL	YEAR(S)	SSC P/N	DESCRIPTION	PROGRAMMING	TOOL	OE #	EZ#
Venture Van	1999-05	690552	GM Logo 75 GRV PK3	OBP-1	Code-Seeker	88891799	B97-PT
		690556	GM Logo 88 GRV PK3	OBP-1		88951932	B103-PT
Volt	2011-15	5920157	Chevrolet Logo 5 Button PEPS (315 MHZ)	OBP-10		20951857	
		5922037	Chevrolet Logo 5 Button PEPS (433 MHZ) Export	OBP-10	20951691		

## CHRYSLER

MODEL	YEAR(S)	SSC P/N	DESCRIPTION	PROGRAMMING	TOOL	OE #	EZ#
200	2012-14	692352	STRATTEC Logo 84 GRV "S"	OBP-5	Code-Seeker	05134937AA	Y164-PT
200 Convertible	2012-14	692352	STRATTEC Logo 84 GRV "S"	OBP-5	Code-Seeker	05134937AA	Y164-PT
300	2008-15	5909874	FOBIK POD 84 GRV	OBP-9	Code-Seeker		Y170-PT
	2005-07	692352	STRATTEC Logo 84 GRV "S"	OBP-5	Code-Seeker	05134937AA	Y164-PT
Aspen	2007-09	692352	STRATTEC Logo 84 GRV "S"	OBP-5	Code-Seeker	05134937AA	Y164-PT
Cirrus Sedan	1999-00	692325	STRATTEC Logo 84 GRV	OBP-5	Code-Seeker	05010366AA	Y160-PT
Concorde	1998-04	692325	STRATTEC Logo 84 GRV	OBP-5	Code-Seeker	05010366AA	Y160-PT
Pacifica	2004-08	692352	STRATTEC Logo 84 GRV "S"	OBP-5	Code-Seeker	05134937AA	Y164-PT
PT Cruiser	2006-11	692352	STRATTEC Logo 84 GRV "S"	OBP-5	Code-Seeker	05134937AA	Y164-PT
	2001-05	692325	STRATTEC Logo 84 GRV	OBP-5	Code-Seeker	05010366AA	Y160-PT
Sebring Coupe	2002-08	692353	STRATTEC Logo 90 GRV "N"		Code-Seeker	05086276AA	
	2001	692354	STRATTEC Logo 90 GRV "R"		Code-Seeker	05086272AA	Y162-PT
Sebring Sedan	2007-11	692352	STRATTEC Logo 84 GRV "S"	OBP-5	Code-Seeker	05134937AA	Y164-PT
	1999-06	692325	STRATTEC Logo 84 GRV	OBP-5	Code-Seeker	05010366AA	Y160-PT
Sebring Convertible	2007-11	692352	STRATTEC Logo 84 GRV "S"	OBP-5	Code-Seeker	05134937AA	Y164-PT
	1998-06	692325	STRATTEC Logo 84 GRV	OBP-5	Code-Seeker	05010366AA	Y160-PT
Town & Country Van	2008-15	5909874	FOBIK POD 84 GRV	OBP-9	Code-Seeker		Y170-PT
	2004-07	692352	STRATTEC Logo 84 GRV "S"	OBP-5	Code-Seeker	05134937AA	Y164-PT
	2001-03	692325	STRATTEC Logo 84 GRV	OBP-5	Code-Seeker	05010366AA	Y160-PT

## DODGE

MODEL	YEAR(S)	SSC P/N	DESCRIPTION	PROGRAMMING	TOOL	OE #	EZ#
Avenger	2007-14	692352	STRATTEC Logo 84 GRV "S"	OBP-5	Code-Seeker	05134937AA	Y164-PT
Caliber	2006-12	692352	STRATTEC Logo 84 GRV "S"	OBP-5	Code-Seeker	05134937AA	Y164-PT
Caravan LE, SE, Grand	2008-15	5909874	FOBIK POD 84 GRV	OBP-9	Code-Seeker		Y170-PT
	2004-07	692352	STRATTEC Logo 84 GRV "S"	OBP-5	Code-Seeker	05134937AA	Y164-PT
	2001-03	692325	STRATTEC Logo 84 GRV	OBP-5	Code-Seeker	05010366AA	Y160-PT
Challenger	2009-15	5909874	FOBIK POD 84 GRV	OBP-9	Code-Seeker		Y170-PT
Charger	2008-15	5909874	FOBIK POD 84 GRV	OBP-9	Code-Seeker		Y170-PT
	2006-07	692352	STRATTEC Logo 84 GRV "S"	OBP-5	Code-Seeker	05134937AA	Y164-PT



<b>DODGE</b>							
MODEL	YEAR(S)	SSC P/N	DESCRIPTION	PROGRAMMING	TOOL	OE #	EZ#
Dakota	2005-12	692352	STRATTEC Logo 84 GRV "S"	OBP-5	Code-Seeker	05134937AA	Y164-PT
		692960	Jeep Logo 84 GRV ROCK	OBP-5	Code-Seeker	05134937AA	
	2001-04	692325	STRATTEC Logo 84 GRV	OBP-5	Code-Seeker	05010366AA	Y160-PT
		692958	Jeep Logo 84 GRV ROCK	OBP-5	Code-Seeker	05010366AA	Y160-PT
Dart	2013-15	5909874	FOBIK POD 84 GRV	OBP-9	Code-Seeker		Y170-PT
Durango	2011-15	5909874	FOBIK POD 84 GRV	OBP-9	Code-Seeker		Y170-PT
	2005-09	692352	STRATTEC Logo 84 GRV "S"	OBP-5	Code-Seeker	05134937AA	Y164-PT
	2001-03	692325	STRATTEC Logo 84 GRV	OBP-5	Code-Seeker	05010366AA	Y160-PT
		692958	Jeep Logo 84 GRV ROCK	OBP-5	Code-Seeker	05010366AA	Y160-PT
Intrepid	1998-04	692325	STRATTEC Logo 84 GRV	OBP-5	Code-Seeker	05010366AA	Y160-PT
Journey	2009-15	5909874	FOBIK POD 84 GRV	OBP-9	Code-Seeker		Y170-PT
Magnum	2008-09	5909874	FOBIK POD 84 GRV	OBP-9	Code-Seeker		Y170-PT
	2005-07	692352	STRATTEC Logo 84 GRV "S"	OBP-5	Code-Seeker	05134937AA	Y164-PT
Neon	2000-06	692325	STRATTEC Logo 84 GRV	OBP-5	Code-Seeker	05010366AA	Y160-PT
Nitro	2007-12	692352	STRATTEC Logo 84 GRV "S"	OBP-5	Code-Seeker	05134937AA	Y164-PT
Ram 1500	2009-15	5909874	FOBIK POD 84 GRV	OBP-9	Code-Seeker		Y170-PT
	2006-08	692352	STRATTEC Logo 84 GRV "S"	OBP-5	Code-Seeker	05134937AA	Y164-PT
		692960	Jeep Logo 84 GRV ROCK	OBP-5	Code-Seeker	05134937AA	
	2002-05	692325	STRATTEC Logo 84 GRV	OBP-5	Code-Seeker	05010366AA	Y160-PT
		692958	Jeep Logo 84 GRV ROCK	OBP-5	Code-Seeker	05010366AA	Y160-PT
Ram 2500/3500	2013-15	5909874	FOBIK POD 84 GRV	OBP-9	Code-Seeker		Y170-PT
Stratus 4 Door	1999-06	692325	STRATTEC Logo 84 GRV	OBP-5	Code-Seeker	05010366AA	Y160-PT
Stratus Coupe	2001-06	692353	STRATTEC Logo 90 GRV "N"	OBP-5	Code-Seeker	05086276AA	
Voyager Van	2004-05	692352	STRATTEC Logo 84 GRV "S"	OBP-5	Code-Seeker	05134937AA	Y164-PT
	2001-03	692325	STRATTEC Logo 84 GRV	OBP-5	Code-Seeker	05010366AA	Y160-PT

**EAGLE**

MODEL	YEAR(S)	SSC P/N	DESCRIPTION	PROGRAMMING	TOOL	OE #	EZ#
Vision	1998	692325	STRATTEC Logo 84 GRV	OBP-5	Code-Seeker	05010366AA	Y160-PT

**FORD**

MODEL	YEAR(S)	SSC P/N	DESCRIPTION	PROGRAMMING	TOOL	OE #	EZ#
C-Max	2013-15	5921709	Ford Logo 4 Button IKT Side Mill (315 MHZ)	OBP-14		164-R8046	
		5923790	GEN 2 Euro PEPS 5 Button w/Remote Start (315 MHZ)			164-R7995	
		5923267	Emergency Key (Non-Transponder)			164-R8022	
C-Max Energi	2013-15	5923790	GEN 2 Euro PEPS 5 Button w/Remote Start (315 MHZ)			164-R7995	
		5923267	Emergency Key (Non-Transponder)			164-R8022	

FORD								
MODEL	YEAR(S)	SSC P/N	DESCRIPTION	PROGRAMMING	TOOL	OE #	EZ#	
Contour, All	1999-00	692055	STRATTEC Logo PATS 10 Cut	OBP-3	Code-Seeker	011-R0225	H73-PT	
	1997-98	692055	STRATTEC Logo PATS 10 Cut	OBP-2	Code-Seeker	011-R0225	H73-PT	
Contour V6	1997-98	692055	STRATTEC Logo PATS 10 Cut	OBP-3	Code-Seeker	011-R0225	H73-PT	
Crown Victoria	2003-12	5913441	Ford Logo 84 GRV "SA"	OBP-3	Code-Seeker	164-R8040		
	2003-10	599114	Ford Logo 84 GRV IPATS	OBP-3	Code-Seeker	164-R0475		
		5904287	Ford Jewel Logo 84 GRV "S"	OBP-3	Code-Seeker	164-R0475		
	1998-02	597602	Ford Logo 82 GRV PATS 8 Cut		Code-Seeker	011-R0221	H72-PT	
		598333	STRATTEC Logo 82 GRV PATS 8 Cut		Code-Seeker		H72-PT	
	1995-11	5925872	4 Button Remote (315 MHZ)	OBP-18				
Econoline	2009-15	5913441	Ford Logo 84 GRV "SA"	OBP-3	Code-Seeker	164-R8040		
	2009-10	599114	Ford Logo 84 GRV IPATS	OBP-3	Code-Seeker	164-R0475		
	2003-13	5925871	3 Button Remote (315 MHZ)	OBP-18				
Escape	2014-15	5921707	Ford Logo 3 Button IKT Side Mill (315 MHZ)	OBP-14		164-R8007		
		5921709	Ford Logo 4 Button IKT Side Mill (315 MHZ)	OBP-14		164-R8046		
		5923790	GEN 2 Euro PEPS 5 Button w/Remote Start (315 MHZ)			164-R7995		
		5923267	Emergency Key (Non-Transponder)			164-R8022		
		5915237	Ford Logo Side Mill Plain	OBP-14		164-R8062		
	2012-13	5921707	Ford Logo 3 Button IKT Side Mill (315 MHZ)	OBP-14		164-R8007		
		5915237	Ford Logo Side Mill Plain	OBP-14		164-R8062		
		5921285	Ford Logo GEN 2 4 Button PEPS FOB (315 MHZ)	OBP-15		164-R8091		
		5921286	Ford Logo GEN 2 5 Button PEPS FOB (315 MHZ)	OBP-15		164-R8092		
		5923267	Emergency Key (Non-Transponder)			164-R8022		
	2007-11	5912512	Ford Logo 4 Button IKT "SA" (315 MHZ)	OBP-8	Code-Seeker	164-R7040		
		5913441	Ford Logo 84 GRV "SA"	OBP-3	Code-Seeker	164-R8040		
	2005-07	599114	Ford Logo 84 GRV IPATS	OBP-3	Code-Seeker	164-R0475		
		5904287	Ford Jewel Logo 84 GRV "S"	OBP-3	Code-Seeker	164-R0475		
	2001-04	691643	STRATTEC Logo 82 GRV PATS 8 Cut "SF1"	OBP-6	Code-Seeker	011-R0250	H74/H86-PT	
	2001-07	5925871	3 Button Remote (315 MHZ)	OBP-18				
	Hybrid Escape	2005-06	599114	Ford Logo 84 GRV IPATS	OBP-3	Code-Seeker	164-R0475	
			5904287	Ford Jewel Logo 84 GRV "S"	OBP-3	Code-Seeker	164-R0475	
Edge w/ power lift gate	2007-15	5912512	Ford Logo 4 Button IKT "SA" (315 MHZ)	OBP-8	Code-Seeker	164-R8073		
		5913441	Ford Logo 84 GRV "SA"	OBP-3	Code-Seeker	164-R8040		
		5921286	Ford Logo GEN 2 5 Button PEPS FOB (315 MHZ)	OBP-15		164-R8092		
		5912345	Emergency Key (Non-Transponder)			164-R8041		

FORD							
MODEL	YEAR(S)	SSC P/N	DESCRIPTION	PROGRAMMING	TOOL	OE #	EZ#
Edge w/o power lift gate	2007-15	5912560	Ford Logo 3 Button IKT "SA" (315 MHZ)	OBP-8	Code-Seeker	164-R8070	
		5913441	Ford Logo 84 GRV "SA"	OBP-3	Code-Seeker	164-R8040	
		5921285	Ford Logo GEN 2 4 Button PEPS FOB (315 MHZ)	OBP-15		164-R8091	
		5912345	Emergency Key (Non-Transponder)			164-R8041	
Excursion	2000-05	597602	Ford Logo 82 GRV PATS 8 Cut		Code-Seeker	011-R0221	H72-PT
		598333	STRATTEC Logo 82 GRV PATS 8 Cut		Code-Seeker		H72-PT
Expedition	2009-15	5912512	Ford Logo 4 Button IKT "SA" (315 MHZ)	OBP-8	Code-Seeker	164-R8073	
		5921467	Ford Logo 5 Button IKT "SA" (315 MHZ)	OBP-8	Code-Seeker	164-R8000	
		5921285	Ford Logo GEN 2 4 Button PEPS FOB (315 MHZ)	OBP-15		164-R8091	
		5921286	Ford Logo GEN 2 5 Button PEPS FOB (315 MHZ)	OBP-15		164-R8092	
		5912345	Emergency Key (Non-Transponder)			164-R8041	
	2003-08	599114	Ford Logo 84 GRV IPATS	OBP-3	Code-Seeker	164-R0475	
		5904287	Ford Jewel Logo 84 GRV "S"	OBP-3	Code-Seeker	164-R0475	
	1999-02	597602	Ford Logo 82 GRV PATS 8 Cut	OBP-3	Code-Seeker	011-R0221	H72-PT
		598333	STRATTEC Logo 82 GRV PATS 8 Cut	OBP-3	Code-Seeker		H72-PT
	1997-98	597602	Ford Logo 82 GRV PATS 8 Cut	OBP-2	Code-Seeker	011-R0221	H72-PT
		598333	STRATTEC Logo 82 GRV PATS 8 Cut	OBP-2	Code-Seeker		H72-PT
	2007-12	5925872	4 Button Remote (315 MHZ)	OBP-18			
	1998-02	5925871	3 Button Remote (315 MHZ)	OBP-18			
Explorer	Mid 2011-15	5921285	Ford Logo GEN 2 4 Button PEPS FOB (315 MHZ)	OBP-15		164-R8091	
		5921286	Ford Logo GEN 2 5 Button PEPS FOB (315 MHZ)	OBP-15		164-R8092	
		5912345	Emergency Key (Non-Transponder)			164-R8041	
		5912560	Ford Logo 3 Button IKT "SA" (315 MHZ)	OBP-8	Code-Seeker	164-R8070	
		5912512	Ford Logo 4 Button IKT "SA" (315 MHZ)	OBP-8	Code-Seeker	164-R8073	
		5912561	Ford Logo 4 Button IKT w/Remote Start "SA" (315 MHZ)	OBP-8	Code-Seeker	164-R8067	
		5921467	Ford Logo 5 Button IKT "SA" (315 MHZ)	OBP-8	Code-Seeker	164-R8000	
		5912345	Emergency Key (Non-Transponder)			164-R8041	
		5913441	Ford Logo 84 GRV "SA"	OBP-3	Code-Seeker	164-R8040	
	Mid 2001-10	599114	Ford Logo 84 GRV IPATS	OBP-3	Code-Seeker	164-R0475	
		5904287	Ford Jewel Logo 84 GRV "S"	OBP-3	Code-Seeker	164-R0475	
	1998-Mid 01	597602	Ford Logo 82 GRV PATS 8 Cut		Code-Seeker	011-R0221	H72-PT
		598333	STRATTEC Logo 82 GRV PATS 8 Cut		Code-Seeker		H72-PT
	2005-09	5925872	4 Button Remote (315 MHZ)	OBP-18			
	2003	5925872	4 Button Remote (315 MHZ)	OBP-18			
	1998-03	5925871	3 Button Remote (315 MHZ)	OBP-18			

FORD								
MODEL	YEAR(S)	SSC P/N	DESCRIPTION	PROGRAMMING	TOOL	OE #	EZ#	
Explorer Sport Trac	Mid 2001-11	5913114	Ford Logo 84 GRV IPATS	OBP-3	Code-Seeker	164-R0475		
	1998-01	597602	Ford Logo 82 GRV PATS 8 Cut	OBP-3	Code-Seeker	011-R0221	H72-PT	
		598333	STRATTEC Logo 82 GRV PATS 8 Cut	OBP-3	Code-Seeker		H72-PT	
	2001-10	5925871	3 Button Remote (315 MHZ)	OBP-18				
Fairlane	2008	599114	Ford Logo 84 GRV IPATS	OBP-3	Code-Seeker	164-R0475		
		5904287	Ford Jewel Logo 84 GRV "S"	OBP-3	Code-Seeker	164-R0475		
Five Hundred	2007	5912512	Ford Logo 4 Button IKT "SA" (315 MHZ)	OBP-8	Code-Seeker	164-R8073		
	2005-06	599114	Ford Logo 84 GRV IPATS	OBP-3	Code-Seeker	164-R0475		
		5904287	Ford Jewel Logo 84 GRV "S"	OBP-3	Code-Seeker	164-R0475		
	2005-07	5925872	4 Button Remote (315 MHZ)	OBP-18				
F-Series Truck	2015	5926061	Ford Logo 2 Button PEPS 1 Way (434 MHZ)			164-R8112		
		5926057	Ford Logo 3 Button PEP 1 WayS (315 MHZ)			164-R8111		
		5926053	Ford Logo 4 Button PEPS 2 Way (868 MHZ)			164-R8116		
		5926054	Ford Logo 5 Button PEPS 2 Way (902 MHZ)			164-R8117		
		5923293	Ford Side Mill IPATS			164-R8128		
		5923667	Ford 3B Flip (315 MHZ)	OBP-19		164-R8130		
		5923694	Ford 4B Flip 2 Way (902 MHZ)	OBP-19		164-R8134		
		5923695	Ford 2B Flip (433 MHZ)	OBP-19		164-R8132		
		5923696	Ford 3B Flip 2 Way (868 MHZ)	OBP-19		164-R8136		
		5924326	Ford Glovebox Key			164-R7982		
	2011-14	5912560	Ford Logo 3 Button IKT "SA"	OBP-8	Code-Seeker	164-R8070		
		5912561	Ford Logo 4 Button IKT w/Remote Start "SA" (315 MHZ)	OBP-8	Code-Seeker	164-R8067		
		5913441	Ford Logo 84 GRV "SA"	OBP-3	Code-Seeker	164-R8040		
	2004-10	599114	Ford Logo 84 GRV IPATS	OBP-3	Code-Seeker	164-R0475		
		5904287	Ford Jewel Logo 84 GRV "S"	OBP-3	Code-Seeker	164-R0475		
	1999-03	597602	Ford Logo 82 GRV PATS 8 Cut		Code-Seeker	011-R0221	H72-PT	
		598333	STRATTEC Logo 82 GRV PATS 8 Cut		Code-Seeker		H72-PT	
	1998-13	5925871	3 Button Remote (315 MHZ)	OBP-18				
	F-Series Super Duty	2011-15	5912560	Ford Logo 3 Button IKT "SA" (315 MHZ)	OBP-8	Code-Seeker	164-R8070	
			5912561	Ford Logo 4 Button IKT w/Remote Start "SA" (315 MHZ)	OBP-8	Code-Seeker	164-R8067	
5913441			Ford Logo 84 GRV "SA"	OBP-3	Code-Seeker	164-R8040		
2008-10		599114	Ford Logo 84 GRV IPATS	OBP-3	Code-Seeker	164-R0475		
		693224	Ford Logo 82 GRV Heavy Duty			164-R0479		
1998-10		5925871	3 Button Remote (315 MHZ)	OBP-18				

FORD							
MODEL	YEAR(S)	SSC P/N	DESCRIPTION	PROGRAMMING	TOOL	OE #	EZ#
Fiesta	2011-15	5913139	Ford Logo 80 Bit Transmitter	OBP-13		164-R8042	
		5915237	Ford Logo Side Mill Plain	OBP-13		164-R8062	
		5912976	Fork & Blade Side Mill (Non-Transponder)			164-R8043	
		5919918	Ford Logo GEN 1 3 Button PEPS FOB (433 MHZ)	OBP-15		164-R8048	
		4212475	Emergency Key (Non-Transponder)			164-R8045	
		5924628	Ford Logo Side Mill IPATS				
	5922964	Ford Logo 4 Button IKT Side Mill (315 MHZ)					
	2011-12	5919918	Ford Logo GEN 1 3 Button PEPS FOB (433 MHZ)	OBP-15		164-R8048	
Flex w/ power liftgate	2009-15	5912512	Ford Logo 4 Button IKT "SA" (315 MHZ)	OBP-8	Code-Seeker	164-R8073	
		5913441	Ford Logo 84 GRV "SA"	OBP-3	Code-Seeker	164-R8040	
		5921467	Ford Logo 5 Button IKT "SA" (315 MHZ)	OBP-8	Code-Seeker	164-R8000	
		5921286	Ford Logo GEN 2 5 Button PEPS (315 MHZ)	OBP-15		164-R8092	
		5912345	Emergency Key (Non-Transponder)			164-R8041	
Flex w/o power lift gate	2009-15	5912560	Ford Logo 3 Button IKT "SA" (315 MHZ)	OBP-8	Code-Seeker	164-R8070	
		5913441	Ford Logo 84 GRV "SA"	OBP-3	Code-Seeker	164-R8040	
		5921285	Ford Logo GEN 2 4 Button PEPS FOB (315 MHZ)	OBP-15		164-R8091	
		5912345	Emergency Key (Non-Transponder)			164-R8041	
Focus	2012-15	5921709	Ford Logo 4 Button IKT Side Mill (315 MHZ)	OBP-14		164-R8046	
		5915237	Ford Logo Side Mill Plain	OBP-14		164-R8062	
		5921285	Ford Logo GEN 2 4 Button PEPS FOB (315 MHZ)	OBP-15		164-R8091	
		5921286	Ford Logo GEN 2 5 Button PEPS FOB (315 MHZ)	OBP-15		164-R8092	
		5923267	Emergency Key (Non-Transponder)			164-R8022	
		5923790	GEN 2 Euro PEPS 5 Button w/Remote Start (315 MHZ)			164-R7995	
		5923267	Emergency Key (Non-Transponder)			164-R8022	
	2008-11	5912512	Ford Logo 4 Button IKT "SA" (315 MHZ)	OBP-8	Code-Seeker	164-R8073	
		5913441	Ford Logo 84 GRV "SA"	OBP-3	Code-Seeker	164-R8040	
	2006-08	599114	Ford Logo 84 GRV IPATS	OBP-3	Code-Seeker	164-R0475	
		5904287	Ford Jewel Logo 84 GRV "S"	OBP-3	Code-Seeker	164-R0475	
	2000-05	691643	STRATTEC Logo 82 GRV PATS 8 Cut "SF1"	OBP-6	Code-Seeker	011-R0250	H74/H86-PT
	2004-07	5925872	4 Button Remote (315 MHZ)	OBP-18			
2001	5925872	4 Button Remote (315 MHZ)	OBP-18				
Focus BEV	2013-15	5923790	GEN 2 Euro PEPS 5 Button w/Remote Start (315 MHZ)			164-R7995	
		5923267	Emergency Key (Non-Transponder)			164-R8022	
Freestar	2004-07	599114	Ford Logo 84 GRV IPATS	OBP-3	Code-Seeker	164-R0475	
		5904287	Ford Jewel Logo 84 GRV "S"	OBP-3	Code-Seeker	164-R0475	
		5925871	3 Button Remote (315 MHZ)	OBP-18			

FORD							
MODEL	YEAR(S)	SSC P/N	DESCRIPTION	PROGRAMMING	TOOL	OE #	EZ#
Freestyle	2007	5912560	Ford Logo 3 Button IKT "SA" (315 MHZ)	OBP-8	Code-Seeker	164-R8070	
	2005-06	599114	Ford Logo 84 GRV IPATS	OBP-3	Code-Seeker	164-R0475	
		5904287	Ford Jewel Logo 84 GRV "S"	OBP-3	Code-Seeker	164-R0475	
	2005-07	5925871	3 Button Remote (315 MHZ)	OBP-18			
Fusion	2015	5926059	Ford Logo 3 Button PEPS 1 Way (434 MHZ)			164-R8110	
		5926060	Ford Logo 4 Button PEPS 1 Way (315 MHZ)			164-R8109	
	2013-15	5923895	Ford Logo 4 Button GEN 4 PEPS (868 MHZ)	OBP-20		164-R7988	
		5913896	Ford Logo 5 Button GEN 4 PEPS (902 MHZ)			164-R7989	
		4223891	Emergency Key (Non-Transponder)			164-R7992	
		5924003	Ford Logo 4 Button Side Mill Flip (315 MHZ)	OBP-19		164-R7986	
	2006-12	5912512	Ford Logo 4 Button IKT "SA" (315 MHZ)	OBP-8	Code-Seeker	164-R8073	
		5913441	Ford Logo 84 GRV "SA"	OBP-3	Code-Seeker	164-R8040	
Mustang	2015	5926062	Ford Logo 3 Button PEPS 1 Way (434 MHZ)			164-R8121	
		5926063	Ford Logo 4 Button PEPS 1 Way (315 MHZ)			164-R8120	
		5926055	Ford Logo 4 Button PEPS 2 Way (868 MHZ)			164-R8118	
		5926056	Ford Logo 5 Button PEPS 2 Way (902 MHZ)			164-R8119	
	2013-14	5912512	Ford Logo 4 Button IKT "SA" (315 MHZ)	OBP-8	Code-Seeker	164-R8073	
		5921186	PONY Logo 4 Button IKT (315 MHZ)	OBP-8	Code-Seeker	164-R8087	
		5922051	SVT Logo 4 Button IKT "SA" (315 MHZ)	OBP-8	Code-Seeker	164-R7996	
		5922077	SVT Logo 4 Button IKT "SA" (433 MHZ)	OBP-8	Code-Seeker	164-R7997	
	2012-13	5921294	BOSS Logo 4 Button IKT (Street) (315 MHZ)	OBP-8	Code-Seeker	164-R8020	
		5921293	BOSS Logo 4 Button IKT (Track) (315 MHZ)	OBP-8	Code-Seeker	164-R8021	
		5913441	Ford Logo 84 GRV "SA"	OBP-3	Code-Seeker	164-R8040	
	2010-13	5912512	Ford Logo 4 Button IKT "SA" (315 MHZ)	OBP-8	Code-Seeker	164-R8073	
		5921186	PONY Logo 4 Button IKT (315 MHZ)	OBP-8	Code-Seeker	164-R8087	
		5913441	Ford Logo 84 GRV "SA"	OBP-3	Code-Seeker	164-R8040	
	2005-09	599114	Ford Logo 84 GRV IPATS	OBP-3	Code-Seeker	164-R0475	
		5904287	Ford Jewel Logo 84 GRV "S"	OBP-3	Code-Seeker	164-R0475	
	1998-06	597602	Ford Logo 82 GRV PATS 8 Cut	OBP-3	Code-Seeker	011-R0221	H72-PT
		598333	STRATTEC Logo 82 GRV PATS 8 Cut	OBP-3	Code-Seeker		H72-PT
	1996-97	597602	Ford Logo 82 GRV PATS 8 Cut		Code-Seeker	011-R0221	H72-PT
		598333	STRATTEC Logo 82 GRV PATS 8 Cut	OBP-2	Code-Seeker		H72-PT
2007-13	5925872	4 Button Remote (315 MHZ)	OBP-18				
2000-04	5925872	4 Button Remote (315 MHZ)	OBP-18				
Mustang (10 cut)	1996	692055	STRATTEC Logo PATS 10 Cut	OBP-2	Code-Seeker	011-R0225	H73-PT



<b>FORD</b>							
MODEL	YEAR(S)	SSC P/N	DESCRIPTION	PROGRAMMING	TOOL	OE #	EZ#
Ranger	2011-12	5912560	Ford Logo 3 Button IKT "SA" (315 MHZ)	OBP-8	Code-Seeker	164-R8070	
		5913441	Ford Logo 84 GRV "SA"	OBP-3	Code-Seeker	164-R8040	
	2001-04, 06-10	599114	Ford Logo 84 GRV IPATS	OBP-3	Code-Seeker	164-R0475	
		5904287	Ford Jewel Logo 84 GRV "S"	OBP-3	Code-Seeker	164-R0475	
	1998-11	5925871	3 Button Remote (315 MHZ)	OBP-18			
Ranger V6	1999-00	597602	Ford Logo 82 GRV PATS 8 Cut		Code-Seeker	011-R0221	H72-PT
		598333	STRATTEC Logo 82 GRV PATS 8 Cut		Code-Seeker		H72-PT
Taurus	2013-15	5912512	Ford Logo 4 Button IKT "SA" (315 MHZ)	OBP-8	Code-Seeker	164-R8073	
		5921467	Ford Logo 5 Button IKT "SA" (315 MHZ)	OBP-8	Code-Seeker	164-R8000	
		5921285	Ford Logo GEN 2 4 Button PEPS FOB (315 MHZ)	OBP-15		164-R8091	
		5921286	Ford Logo GEN 2 5 Button PEPS FOB (315 MHZ)	OBP-15		164-R8092	
		5912345	GEN 2 PEPS Emergency Key			164-R8041	
	2008-12	5912512	Ford Logo 4 Button IKT "SA" (315 MHZ)	OBP-8	Code-Seeker	164-R8073	
		5913441	Ford Logo 84 GRV "SA"	OBP-3	Code-Seeker	164-R8040	
		5914119	Ford Logo GEN 1 4 Button PEPS FOB & Emergency Key (315 MHZ)	OBP-15			
		5914118	Ford Logo GEN 1 4 Button PEPS FOB (315 MHZ)	OBP-15			
		5911175	PEPS Emergency Key				
	2000-07	599114	Ford Logo 84 GRV IPATS	OBP-3	Code-Seeker	164-R0475	
		5904287	Ford Jewel Logo 84 GRV "S"	OBP-3	Code-Seeker	164-R0475	
	1996-99	597602	Ford Logo 82 GRV PATS 8 Cut		Code-Seeker	011-R0221	H72-PT
		598333	STRATTEC Logo 82 GRV PATS 8 Cut	OBP-3	Code-Seeker		H72-PT
	2008-13	5925872	4 Button Remote (315 MHZ)	OBP-18			
1998-99	5925872	4 Button Remote (315 MHZ)	OBP-18				
Taurus X w/ power lift gate	2008-09	5912512	Ford Logo 4 Button IKT "S" (315 MHZ)	OBP-8	Code-Seeker	164-R8073	
Taurus X w/o power lift gate	2008-09	5912560	Ford Logo 3 Button IKT "S" (315 MHZ)	OBP-8	Code-Seeker	164-R8070	
Thunderbird	2003-06	599114	Ford Logo 84 GRV IPATS	OBP-3	Code-Seeker	164-R0475	
		5904287	Ford Jewel Logo 84 GRV "S"	OBP-3	Code-Seeker	164-R0475	
	2002	691643	STRATTEC Logo 82 GRV PATS 8 Cut "SF1"	OBP-3	Code-Seeker	011-R0250	H74/H86-PT
Transit	2013-15	5925989	Ford Logo 4 Button IKT Side Mill	OBP-14		164-R8046	
		5915237	Ford Logo Side Mill Plain	OBP-14		164-R8062	
Transit Connect	2014-15	5921707	Ford Logo 3 Button IKT Side Mill (315 MHZ)	OBP-14		164-R8007	
		5921709	Ford Logo 4 Button IKT Side Mill (315 MHZ)	OBP-14		164-R8046	
		5915237	Ford Logo Side Mill Plain	OBP-14		164-R8062	
	2010-13	5913139	Ford Logo 80 Bit Transmitter (315 MHZ)	OBP-12		164-R8042	
		5920217	Ford Logo TIBBE Blue Cap	OBP-12		164-R8051	

FORD							
MODEL	YEAR(S)	SSC P/N	DESCRIPTION	PROGRAMMING	TOOL	OE #	EZ#
Windstar	1999-03	599114	Ford Logo 84 GRV IPATS	OBP-3	Code-Seeker	164-R0475	
		5904287	Ford Jewel Logo 84 GRV "S"	OBP-3	Code-Seeker	164-R0475	
	1998-00	597602	Ford Logo 82 GRV PATS 8 Cut		Code-Seeker	011-R0221	H72-PT
		598333	STRATTEC Logo 82 GRV PATS 8 Cut		Code-Seeker		H72-PT
	1999-00	5925872	4 Button Remote (315 MHZ)	OBP-18			
	2003	5925871	3 Button Remote (315 MHZ)	OBP-18			
GMC							
MODEL	YEAR(S)	SSC P/N	DESCRIPTION	PROGRAMMING	TOOL	OE #	EZ#
Acadia	2007-15	692932	GMC Logo 93 GRV Circle Plus	OBP-1		15824470	B111-PT
		5903089	GM Logo 93 GRV Circle Plus	OBP-1		15824470	B111-PT
		5922034	GM 3 Button Remote (315 MHZ)	OBP-16		20952475	
		5922035	GM 4 Button Remote, RS (315 MHZ)	OBP-16		20952474	
		5922372	GM 4 Button Remote	OBP-16		20952476	
		5922373	GM 5 Button Remote, RS (315 MHZ)	OBP-16		20952477	
Canyon	2015	5925638	Chevrolet Molded Key				
Savana	2015	5926503	GM Logo Molded Key				
		4225455	GM Logo Coined Key (Non-Transponder)				
	2008-14	692932	GMC Logo 93 GRV Circle Plus	OBP-1		15824470	B111-PT
		5903089	GM Logo 93 GRV Circle Plus	OBP-1		15824470	B111-PT
	2008-11	5922035	GM 4 Button Remote, RS (315 MHZ)	OBP-16		20952474	
		5922374	GM 6 Button Remote, RS (315 MHZ)	OBP-16		20970807	
5922375		GM 5 Button Remote, RS (315 MHZ)	OBP-16		20970808		
Sierra/HD	2014-15	5924206	GMC Logo Molded Key				
		5922084	Emergency Key (Non-Transponder)				
	2007-13	692932	GMC Logo 93 GRV Circle Plus	OBP-1		15824470	B111-PT
		5903089	GM Logo 93 GRV Circle Plus	OBP-1		15824470	B111-PT
		5922034	GM 3 Button Remote (315 MHZ)	OBP-16		20952475	
		5922035	GM 4 Button Remote, RS (315 MHZ)	OBP-16		20952474	
Terrain	2010-15	5912547	GMC Logo 4 Button Flip (315 MHZ)	OBP-10		13504258 13576176	
		5913396	GM Logo 4 Button Flip (315 MHZ)	OBP-10		13504258 13576176	
		5912548	GMC Logo 5 Button Flip (315 MHZ)	OBP-10		13504259 13576177	
		5913397	GM Logo 5 Button Flip (315 MHZ)	OBP-10		13504259 13576177	
		5913596	GMC Logo 3 Button Flip (315 MHZ)	OBP-10		20873623 20937738	

GMC							
MODEL	YEAR(S)	SSC P/N	DESCRIPTION	PROGRAMMING	TOOL	OE #	EZ#
Yukon/XL	2015	5924206	GMC Logo Molded Key			22984997	
		5922084	Emergency Key (Non-Transponder)				
	2007-14	692932	GMC Logo 93 GRV Circle Plus	OBP-1		15824470	B111-PT
		5903089	GM Logo 93 GRV Circle Plus	OBP-1		15824470	B111-PT
		5922377	GM 5 Button Remote, RS (315 MHZ)	OBP-16		22756459	
		5922378	GM 4 Button Remote (315 MHZ)	OBP-16		22756460	
		5922379	GM 6 Button Remote, RS (315 MHZ)	OBP-16		22756461	
		5922380	GM 5 Button Remote (315 MHZ)	OBP-16		22756462	

HONDA							
MODEL	YEAR(S)	SSC P/N	DESCRIPTION	PROGRAMMING	TOOL	OE #	EZ#
Accord	2003-12	5907553	STRATTEC Logo "V"		Code-Seeker	35118-SDA	HO03-PT(V)
	1998-02	692246	STRATTEC Logo RFID		Code-Seeker		HD106-PT
		692057	STRATTEC Logo Clonable		Quick-Code		HD106-PT5
Civic	2006-12	5907553	STRATTEC Logo "V"		Code-Seeker	35118-SDA	HO03-PT(V)
	2003-05	692247	STRATTEC Logo RFID		Code-Seeker		HO01T5
		692082	STRATTEC Logo Clonable		Quick-Code		HO01-PT
	2001-02	692246	STRATTEC Logo RFID		Code-Seeker		HD106-PT
		692057	STRATTEC Logo Clonable		Quick-Code		HD106-PT5
Crosstour	2011-12	5907553	STRATTEC Logo "V"		Code-Seeker	35118-SDA	HO03-PT(V)
CR-V	2007-12	5907553	STRATTEC Logo "V"		Code-Seeker	35118-SDA	HO03-PT(V)
	2002-06	692247	STRATTEC Logo RFID		Code-Seeker		HO01T5
		692082	STRATTEC Logo Clonable		Quick-Code		HO01-PT
Element	2006-11	5907553	STRATTEC Logo "V"		Code-Seeker	35118-SDA	HO03-PT(V)
	2003-05	692247	STRATTEC Logo RFID		Code-Seeker		HO01T5
		692082	STRATTEC Logo Clonable		Quick-Code		HO01-PT
Fit	2008-12	5907553	STRATTEC Logo "V"		Code-Seeker	35118-SDA	HO03-PT(V)
Insight	2010-12	5907553	STRATTEC Logo "V"		Code-Seeker	35118-SDA	HO03-PT(V)
	2000-06	692246	STRATTEC Logo RFID		Code-Seeker		HD106-PT
		692057	STRATTEC Logo Clonable		Quick-Code		HD106-PT5
Odyssey	2005-12	5907553	STRATTEC Logo "V"		Code-Seeker	35118-SDA	HO03-PT(V)
	2003-04	692247	STRATTEC Logo RFID		Code-Seeker		HO01T5
		692082	STRATTEC Logo Clonable		Quick-Code		HO01-PT
	1998-02	692246	STRATTEC Logo RFID		Code-Seeker		HD106-PT
		692057	STRATTEC Logo Clonable		Quick-Code		HD106-PT5
Pilot	2006-12	5907553	STRATTEC Logo "V"		Code-Seeker	35118-SDA	HO03-PT(V)
	2003-05	692247	STRATTEC Logo RFID		Code-Seeker		HO01T5
		692082	STRATTEC Logo Clonable		Quick-Code		HO01-PT

<b>HONDA</b>							
MODEL	YEAR(S)	SSC P/N	DESCRIPTION	PROGRAMMING	TOOL	OE #	EZ#
Prelude	1997-02*	692246	STRATTEC Logo RFID		Code-Seeker		HD106-PT
		692057	STRATTEC Logo Clonable		Quick-Code		HD106-PT5
Ridgeline	2005-12	5907553	STRATTEC Logo "V"		Code-Seeker	35118-SDA	HO03-PT(V)
S2000	2008-09	5907553	STRATTEC Logo "V"		Code-Seeker	35118-SDA	HO03-PT(V)
	2004-05	692247	STRATTEC Logo RFID		Code-Seeker		HO01T5
		692082	STRATTEC Logo Clonable		Quick-Code		HO01-PT
	2000-03	692246	STRATTEC Logo RFID		Code-Seeker		HD106-PT
		692057	STRATTEC Logo Clonable		Quick-Code		HD106-PT5
*NOTE: You must flash the immobilizer box.							
<b>HUMMER</b>							
MODEL	YEAR(S)	SSC P/N	DESCRIPTION	PROGRAMMING	TOOL	OE #	EZ#
H2	2007-09	693254	H2 Logo 93 GRV Circle Plus	OBP-1		15898567	B111-PT
		5903089	GM Logo 93 GRV Circle Plus	OBP-1		15898567	B111-PT
<b>INFINITI</b>							
MODEL	YEAR(S)	SSC P/N	DESCRIPTION	PROGRAMMING	TOOL	OE #	EZ#
FX35/45	2003-08	7003526	STRATTEC Logo N4		Code-Seeker		NI104T
G20	2000-02	692060	STRATTEC Logo RFID		Code-Seeker		NI01T
		692061	STRATTEC Logo RFID		Code-Seeker		NI02T
G35	2003-07	7003526	STRATTEC Logo N4		Code-Seeker		NI04T
I30	2000-04	692060	STRATTEC Logo RFID		Code-Seeker		NI01T
		692061	STRATTEC Logo RFID		Code-Seeker		NI02T
I35	2000-04	692060	STRATTEC Logo RFID		Code-Seeker		NI01T
		692061	STRATTEC Logo RFID		Code-Seeker		NI02T
QX4	1999-04	692060	STRATTEC Logo RFID		Code-Seeker		NI01T
		692061	STRATTEC Logo RFID		Code-Seeker		NI02T
QX56	2004-07	7003526	STRATTEC Logo N4		Code-Seeker		NI04T
<b>JEEP</b>							
MODEL	YEAR(S)	SSC P/N	DESCRIPTION	PROGRAMMING	TOOL	OE #	EZ#
Cherokee	2015	692352	STRATTEC Logo 84 GRV "S"	OBP-5	Code-Seeker	05134937AA	Y164-PT
		692960	Jeep Logo 84 GRV ROCK	OBP-5	Code-Seeker	05134937AA	
	1998-01	692325	STRATTEC Logo 84 GRV	OBP-5	Code-Seeker	05010366AA	Y160-PT
		692958	Jeep Logo 84 GRV ROCK	OBP-5	Code-Seeker	05010366AA	Y160-PT
Commander	2008-09	5909874	FOBIK POD 84 GRV	OBP-9	Code-Seeker		Y170-PT
	2005-07	692352	STRATTEC Logo 84 GRV "S"	OBP-5	Code-Seeker	05134937AA	Y164-PT
		692960	Jeep Logo 84 GRV ROCK	OBP-5	Code-Seeker	05134937AA	

<b>JEEP</b>								
MODEL	YEAR(S)	SSC P/N	DESCRIPTION	PROGRAMMING	TOOL	OE #	EZ#	
Compass	2007-15	692352	STRATTEC Logo 84 GRV "S"	OBP-5	Code-Seeker	05134937AA	Y164-PT	
		692960	Jeep Logo 84 GRV ROCK	OBP-5	Code-Seeker	05134937AA		
Grand Cherokee	2008-15	5909874	FOBIK POD 84 GRV	OBP-9	Code-Seeker		Y170-PT	
		692352	STRATTEC Logo 84 GRV "S"	OBP-5	Code-Seeker	05134937AA	Y164-PT	
	2005-07	692960	Jeep Logo 84 GRV ROCK	OBP-5	Code-Seeker	05134937AA		
		1999-04	692325	STRATTEC Logo 84 GRV	OBP-5	Code-Seeker	05010366AA	Y160-PT
			692958	Jeep Logo 84 GRV ROCK	OBP-5	Code-Seeker	05010366AA	Y160-PT
Liberty	2005-13	692352	STRATTEC Logo 84 GRV "S"	OBP-5	Code-Seeker	05134937AA	Y164-PT	
		692960	Jeep Logo 84 GRV ROCK	OBP-5	Code-Seeker	05134937AA		
	2002-04	692325	STRATTEC Logo 84 GRV	OBP-5	Code-Seeker	05010366AA	Y160-PT	
		692958	Jeep Logo 84 GRV ROCK	OBP-5	Code-Seeker	05010366AA	Y160-PT	
Patriot	2007-15	692352	STRATTEC Logo 84 GRV "S"	OBP-5	Code-Seeker	05134937AA	Y164-PT	
		692960	Jeep Logo 84 GRV ROCK	OBP-5	Code-Seeker	05134937AA		
Wrangler	2006-15	692352	STRATTEC Logo 84 GRV "S"	OBP-5	Code-Seeker	05134937AA	Y164-PT	
		692960	Jeep Logo 84 GRV ROCK	OBP-5	Code-Seeker	05134937AA		
	1998-05	692325	STRATTEC Logo 84 GRV	OBP-5	Code-Seeker	05010366AA	Y160-PT	
		692958	Jeep Logo 84 GRV ROCK	OBP-5	Code-Seeker	05010366AA	Y160-PT	

<b>LINCOLN</b>							
MODEL	YEAR(S)	SSC P/N	DESCRIPTION	PROGRAMMING	TOOL	OE #	EZ#
Aviator	2003-06	691259	Lincoln Logo 82 GRV IPATS	OBP-3	Code-Seeker	164-R0463	
	2003-05	5925872	4 Button Remote (315 MHZ)	OBP-18			
Blackwood	2002-03	597602	Ford Logo 82 GRV PATS 8 Cut	OBP-3	Code-Seeker	011-R0221	H72-PT
		598333	STRATTEC Logo 82 GRV PATS 8 Cut	OBP-3	Code-Seeker		H72-PT
Continental	2002-04	691259	Lincoln Logo 82 GRV IPATS	OBP-3	Code-Seeker	164-R0463	
	1998-02	597602	Ford Logo 82 GRV PATS 8 Cut	OBP-3	Code-Seeker	011-R0221	H72-PT
		598333	STRATTEC Logo 82 GRV PATS 8 Cut	OBP-3	Code-Seeker		H72-PT
LS	2003-06	691259	Lincoln Logo 82 GRV IPATS	OBP-3	Code-Seeker	164-R0463	
		5925872	4 Button Remote (315 MHZ)	OBP-18			
	2000-02	691643	STRATTEC Logo 82 GRV PATS 8 Cut "SF1"	OBP-3	Code-Seeker	011-R0250	H74/H86-PT
Mark LT	2011-14	5915217	Lincoln Logo 3 Button IKT "SA" (315 MHZ)	OBP-8	Code-Seeker	164-R8076	
		5915218	Lincoln Logo 4 Button IKT w/Remote Start "SA" (315 MHZ)	OBP-8	Code-Seeker	164-R8064	
		5913437	Lincoln Logo 82 GRV "SA"	OBP-3	Code-Seeker	164-R8080	
	2006-08	691259	Lincoln Logo 82 GRV IPATS	OBP-3	Code-Seeker	164-R0463	
		5925871	3 Button Remote (315 MHZ)	OBP-18			
Mark VIII	1997-98	691641**	Lincoln Logo 82 GRV "M8"		Code-Seeker	164-R0467	

LINCOLN							
MODEL	YEAR(S)	SSC P/N	DESCRIPTION	PROGRAMMING	TOOL	OE #	EZ#
MKC	2014-15	5925312	Lincoln Logo 4 Button PEPS 2 way (868 MHZ)			164-R8105	
		5925314	Lincoln Logo 4 Button PEPS 1 way (434 MHZ)			164-R8107	
		5925313	Lincoln Logo 5 Button PEPS 2 way (902 MHZ)			164-R8106	
		5925315	Lincoln Logo 4 Button PEPS 2 way (902 MHZ)			164-R8108	
		4223891	Emergency Key (Non-Transponder)			164-R7992	
MKS	2013-15	5921288	Lincoln Logo GEN 2 5 Button PEPS FOB (315 MHZ)	OBP-15		164-R8094	
		5912345	GEN 2 PEPS Emergency Key			164-R8041	
	2010-12	7012479	Lincoln Logo GEN 1 4 Button PEPS FOB & Emergency Key (315 MHZ)	OBP-15			
		5912477	Lincoln Logo GEN 1 4 Button PEPS FOB (315 MHZ)	OBP-15		164-R7028	
		5911175	PEPS Emergency Key				
	2010	5921295	Lincoln Logo 4 Button IKT "SA" (315 MHZ)	OBP-8	Code-Seeker	164-R8096	
		5913437	Lincoln Logo 82 GRV "SA"	OBP-3	Code-Seeker	164-R8080	
	2008-09	693356	Lincoln Logo 4 Button IKT "H"	OBP-8	Code-Seeker	164-R7015	
	2009-12	5925872	4 Button Remote (315 MHZ)	OBP-18			
MKT	2013-15	5921288	Lincoln Logo GEN 2 5 Button PEPS FOB (315 MHZ)	OBP-15		164-R8094	
		5912345	GEN 2 PEPS Emergency Key			164-R8041	
	2012	7012479	Lincoln Logo GEN 1 4 Button PEPS FOB & Emergency Key (315 MHZ)	OBP-15			
		5912477	Lincoln Logo GEN 1 4 Button PEPS FOB (315 MHZ)	OBP-15		164-R7028	
	2011	5921295	Lincoln Logo 4 Button IKT "SA" (315 MHZ)	OBP-8	Code-Seeker	164-R8096	
		5913437	Lincoln Logo 82 GRV "SA"	OBP-3	Code-Seeker	164-R8080	
MKX w/power lift gate	2011-15	5921288	Lincoln Logo GEN 2 5 Button PEPS FOB (315 MHZ)	OBP-15		164-R8094	
		5912345	GEN 2 PEPS Emergency Key			164-R8041	
	2007-11	5921295	Lincoln Logo 4 Button IKT "SA" (315 MHZ)	OBP-8	Code-Seeker	164-R8096	
		5915218	Lincoln Logo 4 Button IKT w/Remote Start "SA" (315 MHZ)	OBP-8	Code-Seeker	164-R8064	
		5912496	Lincoln Logo 5 Button IKT w/Remote Start "SA" (315 MHZ)	OBP-8	Code-Seeker	164-R8056	
MKX w/o power lift gate	2011-15	5921288	Lincoln Logo GEN 2 5 Button PEPS FOB (315 MHZ)	OBP-15		164-R8094	
		5912345	GEN 2 PEPS Emergency Key			164-R8041	
	2007-11	5915217	Lincoln Logo 3 Button IKT "SA" (315 MHZ)	OBP-8	Code-Seeker	164-R8076	
		5913437	Lincoln Logo 82 GRV "SA"	OBP-3	Code-Seeker	164-R8080	



LINCOLN							
MODEL	YEAR(S)	SSC P/N	DESCRIPTION	PROGRAMMING	TOOL	OE #	EZ#
MKZ	2015	5926052	Lincoln Logo 4 Button PEPS 434 MHZ 1 Way			164-R8115	
	2013-15	5921295	Lincoln Logo 4 Button IKT "SA" (315 MHZ)	OBP-8	Code-Seeker	164-R8096	
		5915217	Lincoln Logo 3 Button IKT "SA" (315 MHZ)	OBP-8	Code-Seeker	164-R8076	
		5913437	Lincoln Logo 82 GRV "SA"	OBP-3	Code-Seeker	164-R8080	
		5923897	Lincoln Logo 4 Button PEPS (868 MHZ)	OBP-20		164-R7990	
		5923898	Lincoln Logo 5 Button PEPS 2 way (902 MHZ)	OBP-20		164-R7991	
		4223891	Emergency Key (Non-Transponder)			164-R7992	
	2007-12	5921295	Lincoln Logo 4 Button IKT "SA" (315 MHZ)	OBP-8	Code-Seeker	164-R8096	
		5913437	Lincoln Logo 82 GRV "SA"	OBP-3	Code-Seeker	164-R8080	
	Navigator	2009-15	5921295	Lincoln Logo 4 Button IKT "SA" (315 MHZ)	OBP-8	Code-Seeker	164-R8096
5915218			Lincoln Logo 4 Button IKT w/Remote Start "SA" (315 MHZ)	OBP-8	Code-Seeker	164-R8064	
5912496			Lincoln Logo 5 Button IKT w/Remote Start "SA" (315 MHZ)	OBP-8	Code-Seeker	164-R8056	
5921288			Lincoln Logo GEN 2 5 Button PEPS FOB (315 MHZ)	OBP-15		164-R8094	
5912345			GEN 2 PEPS Emergency Key			164-R8041	
5913437			Lincoln Logo 82 GRV "SA"	OBP-3	Code-Seeker	164-R8080	
2009-10		5904186	Lincoln Logo 4 Button IKT "S" (315 MHZ)	OBP-8	Code-Seeker	164-R8017	
2007-12		5925872	4 Button Remote (315 MHZ)	OBP-18			
2003-08		691259	Lincoln Logo 82 GRV IPATS	OBP-3	Code-Seeker	164-R0463	
1998-02		597602	Ford Logo 82 GRV PATS 8 Cut	OBP-3	Code-Seeker	011-R0221	H72-PT
		598333	STRATTEC Logo 82 GRV PATS 8 Cut	OBP-3	Code-Seeker		H72-PT
		5925871	3 Button Remote (315 MHZ)	OBP-18			
1997-98		597602	Ford Logo 82 GRV PATS 8 Cut	OBP-2	Code-Seeker	011-R0221	H72-PT
		598333	STRATTEC Logo 82 GRV PATS 8 Cut	OBP-2	Code-Seeker		H72-PT
Town Car	2003-12	5913437	Lincoln Logo 82 GRV "SA"	OBP-3	Code-Seeker	164-R8080	
	2003-10	691259	Lincoln Logo 82 GRV IPATS	OBP-3	Code-Seeker	164-R0463	
	1998-02	597602	Ford Logo 82 GRV PATS 8 Cut		Code-Seeker	011-R0221	H72-PT
		598333	STRATTEC Logo 82 GRV PATS 8 Cut		Code-Seeker		H72-PT
	2004-11	5925872	4 Button Remote (315 MHZ)	OBP-18			
	1995-02	5925872	4 Button Remote (315 MHZ)	OBP-18			
Zephyr	2006	5921295	Lincoln Logo 4 Button IKT "SA"	OBP-8	Code-Seeker	164-R8096	
		5913437	Lincoln Logo 82 GRV "SA"	OBP-3	Code-Seeker	164-R8080	

\*\*NOTE: Two keys are required.

MAZDA							
MODEL	YEAR(S)	SSC P/N	DESCRIPTION	PROGRAMMING	TOOL	OE #	EZ#
626ES/LX-V6-4 Cyl	1998-99	692080	STRATTEC Logo Clonable		Quick-Code	GE4T-76-26X	MAZ24RT5
Pickups 3000/4000	2001-12	690212	Mazda Logo 82 GRV IPATS	OBP-3	Code-Seeker		
	1999-00	598333	STRATTEC Logo 82 GRV PATS 8 Cut		Code-Seeker		H72-PT
		599104	Mazda Logo 82 GRV PATS 8 Cut		Code-Seeker		H72-PT
	1999-07	5925871	3 Button Remote (315 MHZ)	OBP-18			
Tribute	2005-11	690212	Mazda Logo 82 GRV IPATS	OBP-3	Code-Seeker		
	2001-04	691643	STRATTEC Logo 82 GRV PATS 8 Cut "SF1"	OBP-6	Code-Seeker	011-R0250	H74/H86-PT
	2008-11	5925871	3 Button Remote (315 MHZ)	OBP-18			
	2001-06	5925871	3 Button Remote (315 MHZ)	OBP-18			

MERCURY							
MODEL	YEAR(S)	SSC P/N	DESCRIPTION	PROGRAMMING	TOOL	OE #	EZ#
Cougar	1999-02	692055	STRATTEC Logo PATS 10 Cut		Code-Seeker	011-R0225	H73-PT
		5925872	4 Button Remote (315 MHZ)	OBP-18			
		5925871	3 Button Remote (315 MHZ)	OBP-18			
Grand Marquis	2003-11	5913439	Mercury Logo 82 GRV "SA"	OBP-3	Code-Seeker	164-R8079	
	2003-10	599179	Mercury Logo 82 GRV IPATS	OBP-3	Code-Seeker	164-R0455	
	1998-02	597603	Mercury Logo 82 GRV PATS 8 Cut		Code-Seeker	011-R0222	H72-PT
		598333	STRATTEC Logo 82 GRV PATS 8 Cut		Code-Seeker		H72-PT
	1995-11	5925872	4 Button Remote (315 MHZ)	OBP-18			
Marauder	2003-05	599179	Mercury Logo 82 GRV IPATS	OBP-3	Code-Seeker	164-R0455	
	2003-04	5925872	4 Button Remote (315 MHZ)	OBP-18			
Mariner	2007-11	5914460	Mercury Logo 4 Button IKT "HA" (315 MHZ)	OBP-8	Code-Seeker	164-R7041	
		5913439	Mercury Logo 82 GRV "SA"	OBP-3	Code-Seeker	164-R8079	
	2007-10	692811	Mercury Logo 4 Button IKT "H" (315 MHZ)	OBP-8	Code-Seeker	164-R7041	
	2005-07	599179	Mercury Logo 82 GRV IPATS	OBP-3	Code-Seeker	164-R0455	
		5925871	3 Button Remote (315 MHZ)	OBP-18			
Milan	2006-11	5914460	Mercury Logo 4 Button IKT "HA" (315 MHZ)	OBP-8	Code-Seeker	164-R7041	
		5913439	Mercury Logo 82 GRV "SA"	OBP-3	Code-Seeker	164-R8079	
	2006-10	692811	Mercury Logo 4 Button IKT "H" (315 MHZ)	OBP-8	Code-Seeker	164-R7041	
Monterey	2004-07	599179	Mercury Logo 82 GRV IPATS	OBP-3	Code-Seeker	164-R0455	
	2004-06	5925871	3 Button Remote (315 MHZ)	OBP-18			
Montego	2007-08	5914460	Mercury Logo 4 Button IKT "HA" (315 MHZ)	OBP-8	Code-Seeker	164-R7041	
		5913439	Mercury Logo 82 GRV "SA"	OBP-3	Code-Seeker	164-R8079	
	2005-06	599179	Mercury Logo 82 GRV IPATS	OBP-3	Code-Seeker	164-R0455	
	2005-07	5925872	4 Button Remote (315 MHZ)	OBP-18			

<b>MERCURY</b>							
MODEL	YEAR(S)	SSC P/N	DESCRIPTION	PROGRAMMING	TOOL	OE #	EZ#
Mountaineer	Mid 2001-11	5913439	Mercury Logo 82 GRV "SA"	OBP-3	Code-Seeker	164-R8079	
	1998-Mid 01	597603	Mercury Logo 82 GRV PATS 8 Cut	OBP-3	Code-Seeker	011-R0222	H72-PT
		598333	STRATTEC Logo 82 GRV PATS 8 Cut	OBP-3	Code-Seeker		H72-PT
	2002-10	5925872	4 Button Remote (315 MHZ)	OBP-18			
	1998-01	5925871	3 Button Remote (315 MHZ)	OBP-18			
Mystique V6 LS	1997-Mid 98	692055	STRATTEC Logo PATS 10 Cut	OBP-2	Code-Seeker	011-R0225	H73-PT
	Mid 1998-02	692055	STRATTEC Logo PATS 10 Cut	OBP-3	Code-Seeker	011-R0225	H73-PT
Sable LS, SE, SHO	1996-99	597603	Mercury Logo 82 GRV PATS 8 Cut	OBP-3	Code-Seeker	011-R0222	H72-PT
		598333	STRATTEC Logo 82 GRV PATS 8 Cut	OBP-3	Code-Seeker		H72-PT
Sable GS	1998-06	597603	Mercury Logo 82 GRV PATS 8 Cut	OBP-3	Code-Seeker	011-R0222	H72-PT
		598333	STRATTEC Logo 82 GRV PATS 8 Cut	OBP-3	Code-Seeker		H72-PT
	1996-97	597603	Mercury Logo 82 GRV PATS 8 Cut	OBP-3	Code-Seeker	011-R0222	H72-PT
		598333	STRATTEC Logo 82 GRV PATS 8 Cut	OBP-3	Code-Seeker		H72-PT
Sable GS & LS	2000-05	599179	Mercury Logo 82 GRV IPATS	OBP-3	Code-Seeker	164-R0455	
Sable Wagon	2000-03	599179	Mercury Logo 82 GRV IPATS	OBP-3	Code-Seeker	164-R0455	
Sable	2008-09	692812	Mercury Logo 4 Button IKT "S" (315 MHZ)	OBP-8	Code-Seeker	164-R8014	
	2008-09	5925872	4 Button Remote (315 MHZ)	OBP-18			
	1998-99	5925872	4 Button Remote (315 MHZ)	OBP-18			
<b>MITSUBISHI</b>							
MODEL	YEAR(S)	SSC P/N	DESCRIPTION	PROGRAMMING	TOOL	OE #	EZ#
Diamante	2000-04	5907793	STRATTEC Logo RFID		Code-Seeker	MR587315	MIT12-PT
Eclipse	2000-05	692564	STRATTEC Logo 90 GRV "N"		Code-Seeker	MR482512	MIT13-PT (N)
Endeavor	2004-05	692562	STRATTEC Logo 90 GRV "A"		Code-Seeker	MN141060	MIT16A-PT (A)
		692564	STRATTEC Logo 90 GRV "N"		Code-Seeker	MR482512	MIT13-PT (N)
Galant	2004-05	692562	STRATTEC Logo 90 GRV "A"		Code-Seeker	MN141060	MIT16A-PT (A)
	2000-03	629564	STRATTEC Logo 90 GRV "N"		Code-Seeker	MR482512	MIT13-PT (N)
Montero	Mid 2001-06	5907793	STRATTEC Logo RFID		Code-Seeker	MR587315	MIT12-PT
Montero Sport	Mid 2000-04	5907793	STRATTEC Logo RFID		Code-Seeker	MR587315	MIT12-PT
Raider	2006-09	692352	STRATTEC Logo 84 GRV "S"		Code-Seeker	05134937AA	Y164-PT
		692960	Jeep Logo 84 GRV ROCK		Code-Seeker	05134937AA	
<b>NISSAN</b>							
MODEL	YEAR(S)	SSC P/N	DESCRIPTION	PROGRAMMING	TOOL	OE #	EZ#
350Z	2003-08	7003526	STRATTEC Logo N4		Code-Seeker		NI04T
Altima	2005-06	7003526	STRATTEC Logo N4		Code-Seeker		NI04T
	2000-04	692060	STRATTEC Logo RFID		Code-Seeker		NI01T
		692061	STRATTEC Logo RFID		Code-Seeker		NI02T

NISSAN							
MODEL	YEAR(S)	SSC P/N	DESCRIPTION	PROGRAMMING	TOOL	OE #	EZ#
Armada	2004-12	7003526	STRATTEC Logo N4		Code-Seeker		NI04T
Cube	2009-13	7003526	STRATTEC Logo N4		Code-Seeker		NI04T
Frontier P/Up	2006-13	7003526	STRATTEC Logo N4		Code-Seeker		NI04T
	2002-05	692061	STRATTEC Logo RFID		Code-Seeker		NI02T
Juke	2011-13	7003526	STRATTEC Logo N4		Code-Seeker		NI04T
Maxima	2004-06	7003526	STRATTEC Logo N4		Code-Seeker		NI04T
	2000-03	692060	STRATTEC Logo RFID		Code-Seeker		NI01T
		692061	STRATTEC Logo RFID		Code-Seeker		NI02T
Murano	2003-08	7003526	STRATTEC Logo N4		Code-Seeker		NI04T
Pathfinder	2005-13	7003526	STRATTEC Logo N4		Code-Seeker		NI04T
	1999-04	692060	STRATTEC Logo RFID		Code-Seeker		NI01T
		692061	STRATTEC Logo RFID		Code-Seeker		NI02T
Quest	2004-10	7003526	STRATTEC Logo N4		Code-Seeker		NI04T
Rogue w/ Regular Ignition	2008-13	7003526	STRATTEC Logo N4		Code-Seeker		NI04T
Sentra/Stanza w/ Reg. Ign.	2007-13	7003526	STRATTEC Logo N4		Code-Seeker		NI04T
Sentra/Stanza/SE-R/250SX/260SX	2000-06	692060	STRATTEC Logo RFID		Code-Seeker		NI01T
		692061	STRATTEC Logo RFID		Code-Seeker		NI02T
Titan	2004-13	7003526	STRATTEC Logo N4		Code-Seeker		NI04T
Versa w/Regular Ignition	2007-13	7003526	STRATTEC Logo N4		Code-Seeker		NI04T
X-Terra	2005-13	7003526	STRATTEC Logo N4		Code-Seeker		NI04T
	2002-04	692060	STRATTEC Logo RFID		Code-Seeker		NI01T
		692061	STRATTEC Logo RFID		Code-Seeker		NI02T
OLDSMOBILE							
MODEL	YEAR(S)	SSC P/N	DESCRIPTION	PROGRAMMING	TOOL	OE #	EZ#
Aurora	2001-03	690898	GM Logo 75 GRV PK3	OBP-1	Code-Seeker		B99-PT
		692065	STRATTEC Logo 75 GRV Clonable		Quick-Code		B99-PT5
Silhouette	1999-04	690552	GM Logo 75 GRV PK3	OBP-1	Code-Seeker	88891799	B97-PT
		690556	GM Logo 88 GRV PK3	OBP-1	Code-Seeker	88951932	B103-PT
		692064	STRATTEC Logo 88 GRV Clonable		Quick-Code		B97-PT5
PLYMOUTH							
MODEL	YEAR(S)	SSC P/N	DESCRIPTION	PROGRAMMING	TOOL	OE #	EZ#
Breeze	2000	692325	STRATTEC Logo 84 GRV	OBP-5	Code-Seeker	05010366AA	Y160-PT
Voyager, Grand Voyager	2001	692325	STRATTEC Logo 84 GRV	OBP-5	Code-Seeker	05010366AA	Y160-PT
Neon	2000	692325	STRATTEC Logo 84 GRV	OBP-5	Code-Seeker	05134937AA	Y164-PT

<b>PONTIAC</b>							
MODEL	YEAR(S)	SSC P/N	DESCRIPTION	PROGRAMMING	TOOL	OE #	EZ#
Aztek	2001-05	690898	GM Logo 75 GRV PK3	OBP-1	Code-Seeker		B99-PT
		692065	STRATTEC Logo 75 GRV Clonable	OBP-1	Quick-Code		B99-PT5
Bonneville	2000-05	690898	GM Logo 75 GRV PK3	OBP-1	Code-Seeker		B99-PT
		692065	STRATTEC Logo 75 GRV Clonable	OBP-1	Quick-Code		B99-PT5
G5	2007-10	693121	Pontiac Logo 93 GRV Circle Plus	OBP-1		15282677	B111-PT
		5903089	GM Logo 93 GRV Circle Plus	OBP-1		15282677	B111-PT
G6	2005-10	693121	Pontiac Logo 93 GRV Circle Plus	OBP-1		15282677	B111-PT
		5903089	GM Logo 93 GRV Circle Plus	OBP-1		15282677	B111-PT
Grand Prix	2004-08	5902386	Pontiac Logo PK3	OBP-1		88956263	
		692138	STRATTEC Logo 93 GRV Clonable	OBP-1	Quick-Code		PT04-PT5
	2000-03	690552	GM Logo 75 GRV PK3	OBP-1	Code-Seeker	88891799	B97-PT
		690556	GM Logo 88 GRV PK3	OBP-1	Code-Seeker	88951932	B103-PT
		692064	STRATTEC Logo 88 GRV Clonable	OBP-1	Quick-Code		B97-PT5
Montana/SV6	2007-09	692954	Pontiac Logo 75 GRV PK3	OBP-1		15821271	PT04-PT
		692065	STRATTEC Logo 75 GRV Clonable	OBP-1	Quick-Code		B99-PT5
Montana	Late 2005-06	690552	GM Logo 75 GRV PK3	OBP-1	Code-Seeker	88891799	B97-PT
		690556	GM Logo 88 GRV PK3	OBP-1		88951932	B103-PT
		692064	STRATTEC Logo 88 GRV Clonable	OBP-1	Quick-Code		B97-PT5
	Mid Jan-Mar 05	692138	STRATTEC Logo 93 GRV Clonable	OBP-1	Quick-Code		PT04-PT5
Pursuit	2006-10	693121	Pontiac Logo 93 GRV Circle Plus	OBP-1		15282677	B111-PT
		5903089	GM Logo 93 GRV Circle Plus	OBP-1		15282677	B111-PT
Solstice	2006-08	693121	Pontiac Logo 93 GRV Circle Plus	OBP-1		15282677	B111-PT
		5903089	GM Logo 93 GRV Circle Plus	OBP-1		15282677	B111-PT
Torrent	2006-08	693121	Pontiac Logo 93 GRV Circle Plus	OBP-1		15282677	B111-PT
		5903089	GM Logo 93 GRV Circle Plus	OBP-1		15282677	B111-PT

<b>SATURN</b>							
MODEL	YEAR(S)	SSC P/N	DESCRIPTION	PROGRAMMING	TOOL	OE #	EZ#
Aura	2007-10	693127	Saturn Logo 93 GRV Circle Plus	OBP-1		15296738	B111-PT
		5903089	GM Logo 93 GRV Circle Plus	OBP-1		15296738	B111-PT
Outlook	2007-10	693127	Saturn Logo 93 GRV Circle Plus	OBP-1		15296738	B111-PT
		5903089	GM Logo 93 GRV Circle Plus	OBP-1		15296738	B111-PT
Relay	2007	692953	Saturn Logo 75 GRV PK3			15821267	PT04-PT
	2005-06	690552	GM Logo 75 GRV PK3		Code-Seeker	88891799	B97-PT
		690556	GM Logo 88 GRV PK3	OBP-1		88951932	B103-PT
		692064	STRATTEC Logo 88 GRV Clonable		Quick-Code		B97-PT5
Sky	2007-10	693127	Saturn Logo 93 GRV Circle Plus	OBP-1		15296738	B111-PT
		5903089	GM Logo 93 GRV Circle Plus	OBP-1		15296738	B111-PT
VUE	2008-10	7011685	No Logo Saturn VUE			96464220	

TOYOTA							
MODEL	YEAR(S)	SSC P/N	DESCRIPTION	PROGRAMMING	TOOL	OE #	EZ#
4-Runner	2003-10	5910834	STRATTEC Logo "Dot"		Code-Seeker	89785-08020 89785-60160	TOY44D-PT
	1999-02	692062	STRATTEC Logo RFID	OBP-4	Code-Seeker		TOY43AT4
Avalon	2005-13	5910834	STRATTEC Logo "Dot"		Code-Seeker	89785-08020 89785-60160	TOY44D-PT
Camry	2007-10	5910834	STRATTEC Logo "Dot"		Code-Seeker	89785-08020 89785-60160	TOY44D-PT
Camry (Type 1 System)	2003-06	692062	STRATTEC Logo RFID	OBP-4	Code-Seeker		TOY43AT4
Camry (Type 2 System)	2003-06	5910834	STRATTEC Logo "Dot"		Code-Seeker	89785-08020 89785-60160	TOY44D-PT
Camry	1998-01	692062	STRATTEC Logo RFID	OBP-4	Code-Seeker		TOY43AT4
Corolla	2005-10	5910834	STRATTEC Logo "Dot"		Code-Seeker	89785-08020 89785-60160	TOY44D-PT
FJ Cruiser	2008-11	5910834	STRATTEC Logo "Dot"		Code-Seeker	89785-08020 89785-60160	TOY44D-PT
Highlander w/Regular Ignition	2004-10	5910834	STRATTEC Logo "Dot"		Code-Seeker	89785-08020 89785-60160	TOY44D-PT
Highlander	2001-03	692062	STRATTEC Logo RFID	OBP-4	Code-Seeker		TOY43AT4
Landcruiser	2003-07	5910834	STRATTEC Logo "Dot"		Code-Seeker	89785-08020 89785-60160	TOY44D-PT
	1998-02	692062	STRATTEC Logo RFID	OBP-4	Code-Seeker		TOY43AT4
Matrix	2005-10	5910834	STRATTEC Logo "Dot"		Code-Seeker	89785-08020 89785-60160	TOY44D-PT
RAV-4	2003-10	5910834	STRATTEC Logo "Dot"		Code-Seeker	89785-08020 89785-60160	TOY44D-PT
Scion tC	2005-10	5910834	STRATTEC Logo "Dot"		Code-Seeker	89785-08020 89785-60160	TOY44D-PT
Sequoia	2008-10	5910834	STRATTEC Logo "Dot"		Code-Seeker	89785-08020 89785-60160	TOY44D-PT
	2001-02	692062	STRATTEC Logo RFID	OBP-4	Code-Seeker		TOY43AT4
Sienna	2004-10	5910834	STRATTEC Logo "Dot"		Code-Seeker	89785-08020 89785-60160	TOY44D-PT
Solara	2004-09	5910834	STRATTEC Logo "Dot"		Code-Seeker	89785-08020 89785-60160	TOY44D-PT
Tacoma	2005-10	5910834	STRATTEC Logo "Dot"		Code-Seeker	89785-08020 89785-60160	TOY44D-PT
Tundra	2007-10	5910834	STRATTEC Logo "Dot"		Code-Seeker	89785-08020 89785-60160	TOY44D-PT
Venza	2009-10	5910834	STRATTEC Logo "Dot"		Code-Seeker	89785-08020 89785-60160	TOY44D-PT
Yaris	2008-11	5910834	STRATTEC Logo "Dot"		Code-Seeker	89785-08020 89785-60160	TOY44D-PT



# 2015 LOCK & KEY CATALOG

Model	Part Type	Part Description	Part Number	KEY CODES	Model	Part Type	Part Description	Part Number	KEY CODES	
ENCLAVE (GMT967)	<b>BUICK</b>				VERANO (DISB)	Key Blank	Buick Logo 4 Button Flip (315 MHZ)	5912555	Z0001-Z6000	
	Key Blank	Buick Logo 93 GRV ☺	693126	G0001-G3631			Buick Logo 5 Button Flip (315 MHZ)	5912556	Z0001-Z6000	
		Caps And Shutters	GM Logo 93 GRV ☺	5903089		G0001-G3631	PEPS FOB	Buick Logo 4 Button PEPS (315 MHZ)	5912558	
	Shutter spring		46912			Buick Logo 5 Button PEPS (315 MHZ)		5912559		
	Unit shutter - Chrome		599382			Ignition	Full repair kit	7012918		
	Ignition	Lock service package	709430				Door	Lock repair kit (Free-Wheeling)		7012919
		Actuator	313187			Pinning Kit	Pinning Kit	Pinning Kit	7023068	
		Retainer Cylinder	313325				<b>CADILLAC</b>			
		Tumblers (#1 - #5)	324541-324545			ELR (D1BL)	Key Blank	Emergency Key (Non-Transponder)	5922070	Z0001-Z6000
		Spring Retainer	46934					Door	LH Door Free Wheeling Repair Kit	7022907
	Tumbler spring	46994	RH Door Free Wheeling Repair Kit	7022908						
	Door	Lock service package	709431			ATS (A1SL)	Key Blank	Emergency Key (Non-Transponder)	5922070	V0001-V6000
		Tumblers (#1 - #5)	323711-323715					Door	LH Door Free Wheeling Repair Kit	7022907
		Tumbler spring	46890		RH Door Free Wheeling Repair Kit	7022908				
		Pawl	692889		XTS (P1LL)	Key Blank	Emergency Key (Non-Transponder)	5912534	Z0001-Z6000	
		Pawl retainer	94978				Door	LH Door Free Wheeling Repair Kit	7022907	
	Glovebox	Lock assembly uncoded	709275	SRX (GMT166)	Key Blank	Emergency Key (Non-Transponder)		5912534	Z0001-Z6000	
		Tumblers (#1 - #5)	323861-323865			Caps And Shutters	Case cap - Chrome - Door	324597		
		Tumbler spring	46650	Shutter spring	46912					
	ENCORE	Key Blank	Buick Logo 4 Button Flip (315 MHZ)	5912555	Z0001-Z6000	Door	Lock Repair Kit (Free Wheeling)	7016321		
			Buick Logo 5 Button Flip (315 MHZ)	5912556	Z0001-Z6000		Tumblers (#1 - #5)	323711-323715		
	LACROSSE (GMX353)	Key Blank	Buick Logo 4 Button Flip (315 MHZ)	5912555	Z0001-Z6000	Tumbler spring	46890			
			Buick Logo 5 Button Flip (315 MHZ)	5912556	Z0001-Z6000		Pawl		692889	
PEPS FOB		Buick Logo 4 Button PEPS (315 MHZ)	5912558		Pawl retainer	94978				
		Buick Logo 5 Button PEPS (315 MHZ)	5912559		Glovebox	Lock Repair Kit	7012921			
		Ignition	Lock repair kit		7012918	Pinning Kit	Pinning Kit	7023068		
Door		Lock repair kit (Free-Wheeling)	7012919	CTS (A1LL)	Key Blank		Emergency Key (Non-Transponder)	5922070	V0001-V6000	
Pinning Kit		Pinning Kit	7023068			Door	LH Door Free Wheeling Repair Kit	7022907		
REGAL (GMX350)	Key Blank	Buick Logo 4 Button Flip (315 MHZ)	5912555	Z0001-Z6000	RH Door Free Wheeling Repair Kit		7022908			
		Buick Logo 5 Button Flip (315 MHZ)	5912556	Z0001-Z6000	Seatback	Seatback Lock Repair Kit	7023269			
	PEPS FOB	Buick Logo 4 Button PEPS (315 MHZ)	5912558		Seatback	Seatback Lock Repair Kit	7023269			
		Buick Logo 5 Button PEPS (315 MHZ)	5912559							
	Ignition	Lock repair kit	7012918							
	Door	Lock repair kit (Free-Wheeling)	7012919							
	Pinning Kit	Pinning Kit	7023068							

# LOCK & KEY CATALOG

Model	Part Type	Part Description	Part Number	KEY CODES	Model	Part Type	Part Description	Part Number	KEY CODES		
ESCALADE (K2UL)	Key Blank	Emergency Key (Non-Transponder)	5922070	V0001-V6000	EQUINOX (GMT172)	Key Blank	Chevrolet Logo 4 Button Flip (315 MHz)	5912543	Z0001-Z6000		
	Ignition	Lock Repair Kit	7024124				Chevrolet Logo 5 Button Flip (315 MHz)	5912545	Z0001-Z6000		
	Door	LH Door Free Wheeling Repair Kit	7022907				Chevrolet Logo 4 Button Flip RS (315)	5913597	Z0001-Z6000		
			RH Door Free Wheeling Repair Kit	7022908				GM Logo 4 Button Flip (315 MHz)	5913396	Z0001-Z6000	
	Spare Tire	Lock Repair Kit	7023873				GM Logo 5 Button Flip (315 MHz)	5913397	Z0001-Z6000		
	Pinning Kit	Pinning Kit	7023068				Chevrolet Logo 3 Button Flip (315 MHz)	5913598	Z0001-Z6000		
	ESCALADE ESV (K2YL)	Key Blank	Emergency Key (Non-Transponder)	5922070			V0001-V6000	Ignition	Lock repair kit	7012918	
Ignition		Lock Repair Kit	7024124		Door	Lock repair kit (Free-Wheeling)	7012919				
Door		LH Door Free Wheeling Repair Kit	7022907		Pinning Kit	Pinning Kit	7023068				
			RH Door Free Wheeling Repair Kit	7022908		EXPRESS (GMT610)	Key Blank	GM Logo Molded Key	5926503		
Endgate		Lock Repair Kit	7023874		GM Logo Coined Key			4225455			
Seat Stowage		Lock Repair Kit	7024115		Ignition		Lock Repair Kit	7024124			
Spare Tire		Lock Repair Kit	7023873		Door		Lock service package	5926115			
Pinning Kit	Pinning Kit	7023068		Seat Stowage	Lock service package	7026487					
CAMARO (GMX521)	<b>CHEVROLET</b>				IMPALA LT/POLICE (PPV) (GMX211)	Key Blank	Chevy Bowtie Logo 93 GRV	692931	G0001-G3631		
	Key Blank	Chevrolet Logo 4 Button Flip (315 MHz)	5912543	Z0001-Z6000			GM Logo 93 GRV	5903089	G0001-G3631		
			Chevrolet Logo 5 Button Flip (315 MHz)	5912545		Z0001-Z6000	Caps And Shutters	Case cap - Chrome	324056		
				GM Logo 4 Button Flip (315 MHz)		5913396		Z0001-Z6000	Case Cap-Chrome-Deck	4202711	
				GM Logo 5 Button Flip (315 MHz)		5913397		Z0001-Z6000	Shutter spring	46826	
	Unit shutter - Chrome	599382									
	Ignition	Lock repair kit	7012918			Ignition	Lock service package	709271			
	Door	Lock repair kit (Free-Wheeling)	7012919				Tumblers (#1 - #5)	324121-324125			
	Glovebox	Lock repair kit	7012921			Tumbler spring	56445				
	Pinning Kit	Pinning Kit	7023068			Door	Lock service package	708593			
COLORADO (31XC)	Key Blank	Chevrolet Logo Molded Key	5925637		Tumblers (#1 - #5)		323711-323715				
			Ignition	Lock Repair Kit	7024124		Tumbler spring	46890			
	Door	LH Door Free Wheeling Repair Kit	7022907		Spring - Detent ball	56303					
			Endgate	Lock Repair Kit	7023874		Lever assembly	691990			
	Pinning Kit	Pinning Kit	7023068		Detent ball	83379					
	CORVETTE (Y1BC)	Key Blank	Emergency Key (Non-Transponder)	5912534	Z0001-Z6000	Pawl retainer	94978				
				Pinning Kit	Pinning Kit	7006412					
CRUZE (D1SC)	Key Blank	Chevrolet Logo 4 Button Flip (315 MHz)	5912543	Z0001-Z6000	IMPALA (GMX352)	Key Blank	Chevrolet Logo 4 Button Flip (315 MHz)	5924366	Z0001-Z6000		
			Chevrolet Logo 5 Button Flip (315 MHz)	5912545			Z0001-Z6000	PEPS FOB	Chevrolet Logo 5 Button Flip (315 MHz)	5924369	Z0001-Z6000
				GM Logo 4 Button Flip (315 MHz)	5913396		Z0001-Z6000		Chevrolet Logo 5 Button Flip (433 MHz)	5924372	Z0001-Z6000
				GM Logo 5 Button Flip (315 MHz)	5913397		Z0001-Z6000		Chevrolet Logo 5 Button PEPS (315 MHz)	5921873	
	PEPS FOB	Chevrolet Logo 4 Button PEPS (315 MHz)	5921872		Chevrolet Logo 5 Button (433 MHz)	5912546					
			Chevrolet Logo 5 Button PEPS (315 MHz)	5921873		Ignition	Lock repair kit	7012918			
	Ignition	Lock repair kit	7012918		Pinning Kit	Pinning Kit	7023068				
	Door	Lock repair kit (Free-Wheeling)	7012919								
	Pinning Kit	Pinning Kit	7023068								

Model	Part Type	Part Description	Part Number	KEY CODES	Model	Part Type	Part Description	Part Number	KEY CODES	
MALIBU (GMX351)	Key Blank	Chevrolet Logo 4 Button Flip (315 MHZ)	5912543	Z0001-Z6000	TAHOE (K2UC) (Cont.)	Tailgate	Lock Repair Kit	7023874		
		Chevrolet Logo 5 Button Flip (315 MHZ)	5912545	Z0001-Z6000		Stowage	Lock Repair Kit	7024115		
	PEPS FOB	Chevrolet Logo 5 Button PEPS (315 MHZ)	5921873			Glovebox	Lock Repair Kit	7012921		
	Ignition	Lock repair kit	7012918			Pinning Kit	Pinning Kit	7023068		
	Door	Lock repair kit (Free-Wheeling)	7012919		TRAVERSE (GMT561)	Key Blank	Chevy Bowtie Logo 93 GRV Ⓢ	692931	G0001-G3631	
	Pinning Kit	Pinning Kit	7023068				GM Logo 93 GRV Ⓢ	5903089	G0001-G3631	
SILVERADO (K2XC) SILVERADO HD (K2XCZ)	Key Blank	Chevrolet Logo Molded Key	5924205	V0001-V6000		Caps And Shutters	Case cap - Chrome - Door	324597		
		Emergency Key (Non-Transponder)	5922084				Shutter spring	46912		
	Ignition	Lock Repair Kit	7024124				Unit shutter - Chrome	599382		
	Door	LH Door Free Wheeling Repair Kit	7022907			Ignition	Lock service package	709430		
		RH Door Free Wheeling Repair Kit	7022908		Actuator		313187			
	Spare Tire	Lock Repair Kit	7023873		Retainer Cylinder		313325			
	Tailgate	Lock Repair Kit	7023874		Tumblers (#1 - #5)		324541-324545			
	Stowage	Lock Repair Kit	7024115		Spring Retainer		46934			
	Glovebox	Lock Repair Kit	7012921		Tumbler spring		46994			
	SONIC (G1SC)	Key Blank	Chevrolet Logo 4 Button Flip (315 MHZ)	5912543	Z0001-Z6000	Door	Tumblers (#1 - #5)	323711-323715		
Chevrolet Logo 5 Button Flip (315 MHZ)			5912545	Z0001-Z6000			Tumbler spring	46890		
GM Logo 4 Button Flip (315 MHZ)		5913396	Z0001-Z6000		Pawl		692889			
GM Logo 5 Button Flip (315 MHZ)		5913397	Z0001-Z6000		Pawl retainer		94978			
Chevrolet Logo 3 Button Flip (315 MHZ)		5913598	Z0001-Z6000		Glovebox		Lock assembly uncoded	709275		
SUBURBAN (K2YC)	Key Blank	Chevrolet Logo Molded Key	5924205	V0001-V6000			Tumblers (#1 - #5)	323861-323865		
		Emergency Key (Non-Transponder)	5922084				Tumbler spring	46650		
	Ignition	Lock Repair Kit	7024124		Pinning Kit	Pinning Kit	7006412			
	Door	LH Door Free Wheeling Repair Kit	7022907			VOLT (D1JC1)	PEPS FOB	Chevrolet Logo 5 Button PEPS (315 MHZ)	5920157	Z0001-Z6000
		RH Door Free Wheeling Repair Kit	7022908					Chevrolet Logo 5 Button PEPS (433 MHZ) FOR EXPORT ONLY	5922037	Z0001-Z6000
	Spare Tire	Lock Repair Kit	7023873		Door		Lock repair kit (Free-Wheeling)	7012919		
	Tailgate	Lock Repair Kit	7023874		Pinning Kit	Pinning Kit	7023068			
	Stowage	Lock Repair Kit	7024115		<b>CHRYSLER</b>					
	Glovebox	Lock Repair Kit	7012921		300 (LX)	Key Blank	DEALER ONLY			
	Pinning Kit	Pinning Kit	7023068			Pinning Kit	Pinning kit	703927		
TAHOE (K2UC)	Key Blank	Chevrolet Logo Molded Key	5924205	V0001-V6000	TOWN AND COUNTRY VAN (RT)	Key Blank	FOBIK POD 84 GRV	5909874	M0001-2618	
		Emergency Key (Non-Transponder)	5922084			Pinning Kit	Pinning kit	703927		
	Ignition	Lock Repair Kit	7024124		<b>DODGE</b>					
	Door	LH Door Free Wheeling Repair Kit	7022907		CARAVAN (RT)	Key Blank	FOBIK POD 84 GRV	5909874	M0001-2618	
		RH Door Free Wheeling Repair Kit	7022908			Pinning Kit	Pinning kit	703927		
	Spare Tire	Lock Repair Kit	7023873		CHALLENGER (LC22)	Key Blank	FOBIK POD 84 GRV	5909874	M0001-2618	
						Pinning Kit	Pinning kit	703927		
					CHARGER (LD)	Key Blank	FOBIK POD 84 GRV	5909874	M0001-2618	
						Pinning Kit	Pinning kit	703927		
					DART (PF)	Key Blank	FOBIK POD 84 GRV	5909874	M0001-2618	
						DURANGO (WD)	Key Blank	Strattec Logo 84 GRV "S"	692352	M0001-2618
					Pinning Kit		Pinning kit	703927		

# LOCK & KEY CATALOG

Model	Part Type	Part Description	Part Number	KEY CODES	Model	Part Type	Part Description	Part Number	KEY CODES		
JOURNEY (JC49)	Key Blank	DEALER ONLY			FLEX (D471) (Cont.)	Ignition	Lock Repair Kit	707592			
	Pinning Kit	Pinning kit	703927				Tumbler spring	46969			
RAM 1500 (DS)	Key Blank	Strattec Logo 84 GRV "S"	692346	M0001-2618			Tumblers (#1 - #5)	322261-322265			
		FOBIK POD 84 GRV	5909874	M0001-2618			Door	Lock Repair Kit HC	7012354		
	Pinning Kit	Pinning kit	703927					Service Tool	Service tool	381944	
RAM 2500/3500 (DJ)	Key Blank	Strattec Logo 84 GRV	692346	M0001-2618		ECONOLINE (VN127)	Key Blank	Ford Logo 82 GRV "SA"	5913441	0001X-1706X	
		FOBIK POD 84 GRV	5909874	M0001-2618			Ignition	Lock Repair Kit	707624		
	Pinning Kit	Pinning kit	703927			ESCAPE (C520)	Key Blank	Ford Logo 3 Button IKT Side Mill (315 MHZ)	5921707	10001-11500	
RAM Cargo Van (CV)	Key Blank	Strattec Logo 84 GRV "S"	692352	M0001-2618				Ford Logo 4 Button IKT Side Mill (315 MHZ)	5921709	10001-11500	
								Ford Logo Side Mill Plain	5915237	10001-11500	
C-MAX (C344)	Key Blank	Ford Logo 4 Button IKT Side Mill (315 MHZ)	5921709	10001-11500	Ford Glovebox Key			5924326			
		Ford Glovebox Key	5924326		PEPS FOB		GEN 2 Euro PEPS 5 Button w/Remote Start (315 MHZ)	5923790			
	PEPS FOB	GEN 2 Euro PEPS 5 Button w/Remote Start (315 MHZ)	5923790				Emergency Key (Non-Transponder)	5923267	11501-13000		
		Emergency Key (Non-Transponder)	5923267	11501-13000	Ignition		Lock Repair Kit	5923045			
		Ford Logo GEN 1 3 Button PEPS Fob (433 MHZ)	5919918	10001-11500			Door	Lock Repair Kit	5923044		
	C-MAX ENERGI (C344)	PEPS FOB	GEN 2 Euro PEPS 5 Button w/Remote Start (315 MHZ)	5923790			EXPEDITION (U222 & U354)	Key Blank	Ford Logo 4 Button IKT "SA" (315 MHZ)	5912512	0001X-1706X
			Emergency Key (Non-Transponder)	5923267	11501-13000				Ford Logo 5 Button IKT w/Remote Start (315 MHZ)	5921467	0001X-1706X
EDGE (U387)	Key Blank	Ford Logo 3 Button IKT "SA" (315 MHZ)	5912560	0001X-1706X	PEPS FOB	Ford Logo GEN 2 4 Button PEPS Fob (315 MHZ)	Ford Logo GEN 2 4 Button PEPS Fob (315 MHZ)	5921285			
		Ford Logo 4 Button IKT "SA" (315 MHZ)	5912512	0001X-1706X			Ford Logo GEN 2 5 Button PEPS Fob (315 MHZ)	5921286			
	Emergency Key (Non-Transponder)	5912345	0001X-1706X	Caps And Shutters			Case cap - Chrome	322257			
	PEPS FOB	Ford Logo GEN 2 4 Button PEPS Fob (315 MHZ)	5921285			Unit shutter - Chrome	596656				
		Ford Logo GEN 2 5 Button PEPS Fob (315 MHZ)	5921286		Ignition	Lock service package	708616				
	Emergency Key (Non-Transponder)	5912345	0001X-1706X	Tumblers (#1 - #5)		322261-322265					
	Tumbler spring	46969		Tumbler spring		46969					
	Ignition	Lock Repair Kit	707592		Door	Lock service package	7006454				
		Tumbler spring	46969			Pawl - Left hand	598119				
	Tumblers (#1 - #5)	322261-322265		Pawl retainer		94978					
	Door	Lock Repair Kit - LH	5916204			Tumbler spring	46969				
		Deck	Lock Repair Kit	5916197			Tumblers (#1 - #5)	322261-322265			
	Service Tool	Service tool	381944		FLEX (D471)	Pinning Kit	Pinning kit	703373			
FLEX (D471)	Key Blank	Ford Logo 3 Button IKT "SA" (315 MHZ)	5912560	0001X-1706X			EXPLORER (U502)	Key Blank	Ford Logo 3 Button IKT "SA" (315 MHZ)	5912560	0001X-1706X
		Ford Logo 4 Button IKT "SA" (315 MHZ)	5912512	0001X-1706X					Ford Logo 4 Button IKT "SA" (315 MHZ)	5912512	0001X-1706X
		Ford Logo 5 Button IKT w/Remote Start (315 MHZ)	5921467	0001X-1706X		Ford Logo 4 Button IKT w/Remote Start (315 MHZ)			5912561	0001X-1706X	
PEPS FOB	Ford Logo GEN 2 4 Button PEPS Fob (315 MHZ)	5921285		Ford Logo 5 Button IKT w/ Remote Start (315 MHZ)		5921467			0001X-1706X		
	Ford Logo GEN 2 5 Button PEPS Fob (315 MHZ)	5921286		PEPS FOB		Ford Logo GEN 2 4 Button PEPS Fob (315 MHZ)			5921285		
Emergency Key (Non-Transponder)	5912345	0001X-1706X	Ford Logo GEN 2 5 Button PEPS Fob (315 MHZ)			5921286					
Emergency Key (Non-Transponder)	5912345	0001X-1706X									

Model	Part Type	Part Description	Part Number	KEY CODES	Model	Part Type	Part Description	Part Number	KEY CODES	
EXPLORER (U502) (Cont.)	Ignition	Lock service package	708556		F-SERIES PICKUP (P415) - MY2014 (Cont.)	Door	Lock service package	7006454		
		Tumblers (#1 - #5)	322261-322265				Tumblers (#1 - #5)	322261-322265		
		Tumbler spring	46969				Tumbler spring	46969		
	Door (LH/RH)	Lock service package	7012354				Pawl	597624		
		Tumblers (#1 - #5)	322261-322265				Pawl	597625		
		Tumbler spring	46969				Pawl retainer	94978		
	Door (LH/RH)	Pawl - Left hand	597875			Tailgate	Lock service package	7006454		
		Pawl retainer	94978				Tumblers (#1 - #5)	322261-322265		
		Pinning Kit	Pinning kit				703373	Lever		323954
	EXPLORER POLICE VEHICLE (U502)	Key Blank	Ford Oval Logo 82 GRV NON-RFID			597638	0001X-1706X	F-SERIES PICKUP (P552) - MY 2015		Spare Tire
Ignition			Lock service package	708556	Pawl retainer	94978				
			Tumblers (#1 - #5)	322261-322265		Console	Tumblers (#1 - #5)		322581-322585	
		Tumbler spring	46969	Spring			56044			
Door		Left Hand Repair Kit	7012354	Retainer Tumbler			32280			
		Right Hand Repair Kit	7027123	Lock service package		707953				
		Tumblers (#1 - #5)	322261-322265	Pinning Kit		Pinning kit	703373			
Door		Tumbler spring	46969	Key Blank	◆ Ford Side Mill IPATS	5923293				
		Pawl - Left hand	597875		◆ Ford 3B Flip (315 MHZ)	5923667				
		Deck	Lock service package		706882	◆ Ford 4B Flip 2 Way (902 MHZ)	5923694			
Pinning Kit	Pinning kit	703373	PEPS FOB	◆ Ford 2B Flip (433 MHZ)	5923695					
	FIESTA (B299)	Key Blank		Ford Logo 80 Bit Transmitter	5913139	10001-11500	◆ Ford 3B Flip 2 Way (868 MHZ)	5923696		
Fork & Blade Side Mill				5912976	10001-11500	◆ Ford Glovebox Key	5924326			
Ford Logo Side Mill Plain			5915237	10001-11500	PEPS FOB	◆ Ford Logo 2 Button PEPS 1 Way (434 MHZ)	5926061			
◆ Ford Logo Side Mill IPATS			5924628	Ignition		◆ Ford Logo 3 Button PEPS 1 Way (315 MHZ)	5926057			
◆ Ford Logo 4 Button IKT Side Mill (315 MHZ)			5922964			◆ Ford Logo 4 Button PEPS 2 Way (868 MHZ)	5926053			
◆ Ford Glovebox Key			5924326		◆ Ford Logo 5 Button PEPS 2 Way (902 MHZ)	5926054				
PEPS FOB		Ford Logo GEN 1 3 Button PEPS Fob (433 MHZ)	5919918	10001-11500	Door	◆ Repair Kit	7026751			
		Ford Logo Side-Milled KV-Key	4212475	10001-11500		◆ Repair Kit - LH	7026856			
Ignition		Lock Repair Kit	7020058	Door		◆ Repair Kit - RH	7026858			
		Door	Lock Repair Kit		7020057	Tailgate	◆ Repair Kit	7026860		
	Pinning Kit		Pinning Kit		7023068		Spare Tire	◆ Repair Kit	7026861	
F-SERIES PICKUP (P415) - MY2014		Key Blank	Ford Logo 3 Button IKT "SA" (315 MHZ)	5912560	0001X-1706X			F-SERIES SUPER DUTY (P473)	Console	◆ Repair Kit
	Ford Logo 4 Button IKT w/Remote Start (315 MHZ)		5912561	0001X-1706X	Key Blank	Ford Logo 3 Button IKT "SA" (315 MHZ)				5912560
	Caps and Shutters	Case cap - Chrome	322535	Ignition		Lock Repair Kit	708616			
		Tumbler spring	46969		Tumblers (#1 - #5)	322261-322265				
		Unit shutter - Chrome	596656	Tumbler spring	46969					
	Ignition	Lock service package	708616							

# LOCK & KEY CATALOG

Model	Part Type	Part Description	Part Number	KEY CODES	Model	Part Type	Part Description	Part Number	KEY CODES				
F-SERIES SUPER DUTY (P473) (Cont.)	Door	Lock Repair Kit	703362		TAURUS (D258(2)) (Cont.)	PEPS FOB	Ford Logo GEN2 4 Button (315 MHZ)	5921285	0001X-1706X				
		Tumblers (#1 - #5)	322261-322265				Ford Logo GEN2 5 Button (315 MHZ)	5921286					
		Tumbler spring	46969				PEPS Emergency Key	5912345					
		Pawl - Right Hand	597683			Caps And Shutters	Case cap - Chrome	322839					
		Pawl - Left hand	598119				Unit shutter - Chrome	596656					
		Pawl retainer	94978			Ignition	Lock service package	708556					
		Codeable Lockset	7012571				Tumblers (#1 - #5)	322261-322265					
			Tumbler spring				46969						
	Tailgate	Lock Repair Kit	7006454				TAURUS POLICE VEHICLE (U258)	Door		Lock service package	7012354		
		Tumblers (#1 - #5)	322261-322265							Tumblers (#1 - #5)	322261-322265		
		Tumbler spring	46969							Tumbler spring	46969		
		Lever	323954							Pawl retainer	94978		
		Pawl retainer	94978							Glovebox	Lock service package		709097
		Codeable Lockset	7013812								Tumblers (#1 - #5)		322581-322585
Console	Codeable Lockset	7010621			Retainer tumbler	322586							
Pinning Kit	Pinning kit	703373			Tumbler spring	56044							
FOCUS (C346)	Key Blank	Ford Logo 4 Button IKT Side Mill (315 MHZ)	5921709	10001-11500	TAURUS POLICE VEHICLE (U258)	Pinning Kit	Pinning kit	703373	0001X-1706X				
		Ford Logo Side Mill Plain	5915237	10001-11500			Key Blank	Ford Oval Logo 82 GRV NON-RFID		597638			
	PEPS FOB	GEN 2 Euro PEPS 5 Button w/Remote Start (315 MHZ)	5923790			Ignition	Lock service package	708556					
		Emergency Key (Non-Transponder)	5923267	11501-13000			Tumblers (#1 - #5)	322261-322265					
							Tumbler spring	46969					
	Ignition	Lock Repair Kit	5923045		Door	Left Hand Repair Kit	7012354						
	Door	Lock Repair Kit	5923044			Right Hand Repair Kit	7027123						
FOCUS BEV (C346)	PEPS FOB	GEN 2 Euro PEPS 5 Button w/Remote Start (315 MHZ)	5923790		TRANSIT (V363)	Key Blank	Ford Logo Side Mill Plain Grey (Non-RFID)	5925988	10001-11500				
			Emergency Key (Non-Transponder)	5923267			11501-13000	Ford Logo 4 Button IKT Side Mill (315 MHZ)	5921709	10001-11500			
FUSION (CD391)	Key Blank	Ford Logo 4 Button Flip (315 MHZ)	5924003	10001-11500	TRANSIT CONNECT (V408)	Key Blank	Ford Logo Side Mill Plain	5915237	10001-11500				
		PEPS FOB	Ford Logo GEN 4 4 Button PEPS (868 MHZ)	5923895				Ford Glovebox Key	5924326				
		Ford Logo GEN 4 5 Button PEPS (902 MHZ)	5923896				Ford Logo 3 Button IKT Side Mill (315 MHZ)	5921707	10001-11500				
		Emergency Key (Non-Transponder)	4223891	10001-11500				Ford Logo 4 Button IKT Side Mill (315 MHZ)	5921709	10001-11500			
								Ford Logo Side Mill Plain	5915237	10001-11500			
		Ford Logo 3 Button PEPS 1 Way (434 MHZ)	5926059			Ford Glovebox Key	5924326						
		Ford Logo 4 Button PEPS 1 Way (315 MHZ)	5926060										
MUSTANG (P550)	PEPS FOB	Ford Logo 3 Button PEPS 1 Way (434 MHZ)	5926062		ACADIA (GMT968)	GMC	Key Blank	GMC Logo 93 GRV ⊕	692932	G0001-G3631			
		Ford Logo 4 Button PEPS 1 Way (315 MHZ)	5926063					GM Logo 93 GRV ⊕	5903089	G0001-G3631			
		Ford Logo 4 Button PEPS 2 Way (868 MHZ)	5926055										
		Ford Logo 5 Button PEPS 2 Way (902 MHZ)	5926056										
TAURUS (D258(2))	Key Blank	Ford Logo 4 Button IKT "SA" (315 MHZ)	5912512	0001X-1706X									
		Ford Logo 5 Button IKT w/ Remote Start (315 MHZ)	5921467	0001X-1706X									
		Ford Glovebox Key	5924326										



Model	Part Type	Part Description	Part Number	KEY CODES	Model	Part Type	Part Description	Part Number	KEY CODES	
ACADIA (GMT968) (Cont.)	Caps And Shutters	Case cap - Chrome - Door	324597		YUKON (K2UG) YUKON XL (K2YG)	Key Blank	GMC Logo Molded Key	5924206	V0001-V6000	
		Shutter spring	46912				Emergency Key (Non-Transponder)	5922084		
		Unit shutter - Chrome	599382			Ignition	Lock Repair Kit	7024124		
	Ignition	Lock service package	709430				Door	LH Door Free Wheeling Repair Kit	7022907	
		Actuator	313187			RH Door Free Wheeling Repair Kit		7022908		
		Retainer Cylinder	313325			Spare Tire	Lock Repair Kit	7023873		
		Tumblers (#1 - #5)	324541- 324545				Tailgate	Lock Repair Kit	7023874	
		Spring Retainer	46934				Stowage	Lock Repair Kit	7024115	
	Door	Lock service package	709431			Glovebox	Lock Repair Kit	7012921		
		Tumblers (#1 - #5)	323711- 323715				Pinning Kit	Pinning Kit	7023068	
		Tumbler spring	46890		<b>JEEP</b>					
		Pawl	692889		COMPASS (M49)	Key Blank	Strattec Logo 84 GRV "S"	692352	M0001-2618	
		Pawl retainer	94978				Jeep Logo 84 GRV ROCK	692960	M0001-2618	
	Glovebox	Lock assembly uncoded	709275		Ignition	Lock service package	708742			
		Tumblers (#1 - #5)	323861- 323865			Tumblers (#1 - #4)	322361- 322364			
		Tumbler spring	46650			Tumbler spring	46994			
	Pinning Kit	Pinning Kit	7006412		Pinning Kit	Pinning kit	703927			
	CANYON (31XG)	Key Blank	GMC Logo Molded Key		5925638	GRAND CHEROKEE (WK74)	Key Blank	DEALER ONLY		
		Ignition	Lock Repair Kit		7024124		Pinning Kit	Pinning kit	703927	
		Door	LH Door Free Wheeling Repair Kit		7022907	CHEROKEE (KL)	Key Blank	Strattec Logo 84 GRV "S"	692352	M0001-2618
Endgate		Lock Repair Kit	7023874	Jeep Logo 84 GRV ROCK	692960			M0001-2618		
		Pinning Kit	Pinning Kit	7023068	Ignition		Lock service package	708742		
SAVANNA (GMT610)	Key Blank	GM Logo Molded Key	5926503	Tumblers (#1 - #4)		322361- 322364				
		GM Logo Coined Key	4225455	Tumbler spring		46994				
Ignition	Lock Repair Kit	7024124	Pinning Kit	Pinning kit	703927					
Door	Lock service package	5926115	PATRIOT (MK74)	Key Blank	Strattec Logo 84 GRV "S"	692352	M0001-2618			
Seat Stowage	Lock service package	7026487			Jeep Logo 84 GRV ROCK	692960	M0001-2618			
SIERRA (K2XG) SIERRA HD (K2XGZ)	Key Blank	GMC Logo Molded Key	5924206	V0001-V6000	Ignition	Lock service package	708742			
		Emergency Key (Non-Transponder)	5922084			Tumblers (#1 - #4)	322361- 322364			
	Ignition	Lock Repair Kit	7024124			Tumbler spring	46994			
	Door	LH Door Free Wheeling Repair Kit	7022907		Pinning Kit	Pinning kit	703927			
		RH Door Free Wheeling Repair Kit	7022908			WRANGLER/ WRANGLER UNLIMITED (JK74)	Key Blank	Strattec Logo 84 GRV "S"	692352	M0001-2618
	Spare Tire	Lock Repair Kit	7023873		Jeep Logo 84 GRV ROCK			692960	M0001-2618	
	Tailgate	Lock Repair Kit	7023874		Ignition	Lock service package	708742			
	Stowage	Lock Repair Kit	7024115			Tumblers (#1 - #4)	322361- 322364			
	Glovebox	Lock Repair Kit	7012921			Tumbler spring	46994			
	Pinning Kit	Pinning Kit	7023068		Pinning Kit	Pinning kit	703927			
TERRAIN (GMT177)	Key Blank	GMC Logo 4 Button Flip (315 MHZ)	5912547	Z0001-Z6000	MKC (C489)	PEPS FOB	Lincoln Logo 4 Button PEPS 2 way (868 MHZ)	5925312		
		GMC Logo 5 Button Flip (315 MHZ)	5912548				Z0001-Z6000	Lincoln Logo 4 Button PEPS 1 way (434 MHZ)		5925314
		GMC Logo 3 Button Flip (315 MHZ)	5913596				Z0001-Z6000	Lincoln Logo 5 Button PEPS 2 way (902 MHZ)		5925313
	Ignition	Lock repair kit	7012918	Lincoln Logo 4 Button PEPS 2 way (902 MHZ)			5925315			
	Door	Lock repair kit (Free-Wheeling)	7012919	Emergency Key (Non-Transponder)		4223891				
	Pinning Kit	Pinning Kit	7023068	<b>LINCOLN</b>						

# LOCK & KEY CATALOG

Model	Part Type	Part Description	Part Number	KEY CODES
MKX (U388)	PEPS FOB	Lincoln Logo GEN 2.5 Button PEPS Fob (315 MHz)	5921288	
		PEPS Emergency Key	5912345	0001X-1706X
	Ignition	Lock Repair Kit	707592	
	Door	Lock Repair Kit	7012354	
NAVIGATOR (U228 & U418)	Key Blank	Lincoln Logo 4 Button IKT "SA" (315 MHz)	5921295	0001X-1706X
		Lincoln Logo 4 Button IKT "SA" RS (315 MHz)	5915218	0001X-1706X
		Lincoln Logo 5 Button IKT "SA" RS (315 MHz)	5912496	0001X-1706X
	PEPS FOB	Lincoln Logo GEN 2.5 Button PEPS Fob	5921288	
		PEPS Emergency Key	5912345	0001X-1706X
	Caps And Shutters	Case cap - Chrome	322257	
		Unit shutter - Chrome	596656	
	Ignition	Lock service package	708616	
		Tumblers (#1 - #5)	322261- 322265	
		Tumbler spring	46969	
	Door	Lock service package	7006454	
		Tumblers (#1 - #5)	322261- 322265	
		Tumbler spring	46969	
		Pawl - Left hand	598119	
		Pawl retainer	94978	
	Pinning Kit	Pinning kit	703373	
MKS (D385)	PEPS FOB	Lincoln Logo GEN 2.5 Button PEPS Fob (315 MHz)	5921288	
		PEPS Emergency Key	5912345	0001X-1706X
	Door	Lock Repair Kit - LH	5916204	
MKT (D472)	PEPS FOB	Lincoln Logo GEN 2.5 Button PEPS Fob (315 MHz)	5921288	
		PEPS Emergency Key	5912345	0001X-1706X
	Door	Lock Repair Kit - LH	7012354	
MKZ (CD533)	Key Blank	Lincoln Logo 3 Button IKT "SA" (315 MHz)	5915217	0001X-1706X
		Lincoln Logo 4 Button IKT "SA" (315 MHz)	5921295	0001X-1706X
	PEPS FOB	Lincoln Logo 4 Button PEPS (868 MHz)	5923897	
		Lincoln Logo 5 Button PEPS (902 MHz)	5923898	
		Emergency Key (Non-Transponder)	4223891	
MKZ (CD532)	PEPS FOB	◆ Lincoln Logo 4 Button PEPS 1 Way (434 MHz)	5926052	

**KEY BLANKS** (Letter indicates marking on blade)



5909874



692325



692346



692352



692353



692354



692958 (GREY)  
692960 (TAN)



709850

**IGNITIONS**



708742

**KEY BLANKS** (Letter indicates marking on blade)



4212475



4223891



5920217  
BLUE CAP



5912976



5914117



5914577



5915237



5923267



5924326



5924327



5911175



5912345



82 GRV

5913437



82 GRV

5913439



82 GRV

5913441



5918997



5926401



5923293



5924628



5925981



5922964



82 GRV

597602



82 GRV

597603



82 GRV

597638

**KEY BLANKS** (Letter indicates marking on blade)

 <p>82 GRV</p> <p>598333</p>	 <p>82 GRV</p> <p>691641</p>	 <p>82 GRV</p> <p>691643</p>	 <p>82 GRV</p> <p>692055</p>	 <p>82 GRV</p> <p>693224</p>	 <p>82 GRV</p> <p>5912496</p>
 <p>82 GRV</p> <p>5912512</p>	 <p>82 GRV</p> <p>5912560</p>	 <p>82 GRV</p> <p>5912561</p>	 <p>82 GRV</p> <p>5915217</p>	 <p>82 GRV</p> <p>5915218</p>	 <p>82 GRV</p> <p>5921186</p>
 <p>82 GRV</p> <p>5921293</p>	 <p>82 GRV</p> <p>5921294</p>	 <p>82 GRV</p> <p>5921295</p>	 <p>82 GRV</p> <p>5921467</p>	 <p>82 GRV</p> <p>5922051</p>	 <p>82 GRV</p> <p>5921707</p>
 <p>5921709</p>	 <p>5926105</p>	 <p>5914119</p>	 <p>7012479</p>	 <p>5913139</p>	 <p>5919918</p>



**KEY BLANKS** (Letter indicates marking on blade)



5924003



5921285



5921286



5921288



5923667



5923694



5923695



5923696



5923790



5923895



5923896



5923897



5923898



5924684



5925312



5925313



5925314



5925315



5926053



5926054



5926055



5926056



5926057



5926059

**KEY BLANKS** (Letter indicates marking on blade)



5926060



5926061



5926062



5926063



5926188



5925871



5925872



**DOORS**



5916204



7012354




7020057



703362

**TUMBLERS/SPRINGS**


**DOOR PARTS**



**IGNITIONS, DOORS, DECKS**

Tumbler #1	322261
#2	322262
#3	322263
#4	322264
#5	322265

Spring - Door & Deck	46969
Ignition	56223



**GLOVE, MISC.**

Tumbler #1	322581
#2	322582
#3	322583
#4	322584
#5	322585

Retainer tumbler	322586
Spring	56044



597624 597625  
598119



94978

**CAPS & SHUTTERS**


**SIDE MILL TUMBLERS**



322257



596656



**IGNITIONS, DOORS**

Tumbler #1	4211961
#2	4211962
#3	4211963
#4	4211964
#5	4211965



**IGNITIONS, DOORS**

Tumbler #1	4211971
#2	4211972
#3	4211973
#4	4211974
#5	4211975

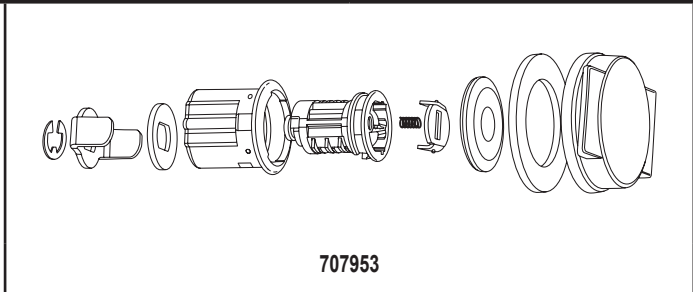
**IGNITIONS**




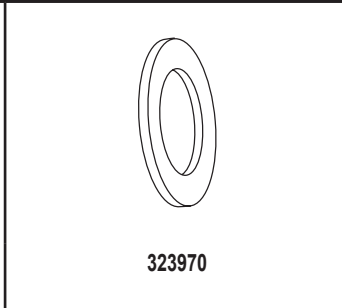
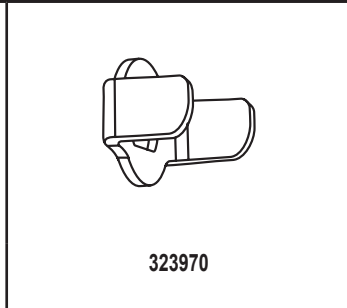
**DECKS/TAILGATES/REAR DOORS**




**SPARE TIRE**



**DECKS/TAILGATES/REAR DOOR/SPARE TIRE PARTS**



**CODED LOCK SET**



**KEY BLANKS** (Letter indicates marking on blade)



5922070



5922084



5924205



5924206



5908114



5912534



5903089



5904001



692931



692932



692933



5912114



692383



5902386



5919939



692065



690552



690556



690898



691205



691222



692064



692138



692952

**KEY BLANKS** (Letter indicates marking on blade)



75 GRV  
PK3



692953

75 GRV  
PK3



692954

75 GRV  
PK3



692955



692365



692366



5912554



5913736



7011685



5912543



5912545



5912547



5912548



5912555



5912556



5913396



5913397



5913596



5913597



5913598



5920157  
5922037



5921872  
PEPS



5921873  
PEPS



5912559  
PEPS



5922032

**KEY BLANKS** (Letter indicates marking on blade)



5922033



5922034



5922035



5922372



5922373



5922374



5922375



5922377



5922378



5922379



5922380



5923877



5923878



5923879



5923880



5923881



5923882



5923883



5923884



5923885



5923886







5923887



5923888



## CAPS & SHUTTERS

 <p>324597</p>	 <p>4202711</p>	 <p>46912 46826 46994</p>	 <p>599382</p>
---	--	---	---

## TUMBLERS/SPRINGS

 <p><b>DOORS, DECKS, TAILGATES, REAR DOORS</b></p> <table border="0"> <tr> <td>Snap-in #1</td> <td>323711</td> </tr> <tr> <td>#2</td> <td>323712</td> </tr> <tr> <td>#3</td> <td>323713</td> </tr> <tr> <td>#4</td> <td>323714</td> </tr> <tr> <td>#5</td> <td>323715</td> </tr> <tr> <td>Spring</td> <td>46890</td> </tr> </table>	Snap-in #1	323711	#2	323712	#3	323713	#4	323714	#5	323715	Spring	46890	 <p><b>GLOVE</b></p> <table border="0"> <tr> <td>Tumbler #1</td> <td>323861</td> </tr> <tr> <td>#2</td> <td>323862</td> </tr> <tr> <td>#3</td> <td>323863</td> </tr> <tr> <td>#4</td> <td>323864</td> </tr> <tr> <td>#5</td> <td>323865</td> </tr> <tr> <td>Spring</td> <td>46650</td> </tr> </table>	Tumbler #1	323861	#2	323862	#3	323863	#4	323864	#5	323865	Spring	46650	 <p><b>IGNITIONS</b></p> <table border="0"> <tr> <td>Tumbler #1</td> <td>324121</td> </tr> <tr> <td>#2</td> <td>324122</td> </tr> <tr> <td>#3</td> <td>324123</td> </tr> <tr> <td>#4</td> <td>324124</td> </tr> <tr> <td>#5</td> <td>324125</td> </tr> <tr> <td>Spring</td> <td>56445</td> </tr> </table>	Tumbler #1	324121	#2	324122	#3	324123	#4	324124	#5	324125	Spring	56445	 <p><b>DOORS, GLOVE, MISC.</b></p> <table border="0"> <tr> <td>Snap-in #1</td> <td>324541</td> </tr> <tr> <td>#2</td> <td>324542</td> </tr> <tr> <td>#3</td> <td>324543</td> </tr> <tr> <td>#4</td> <td>324544</td> </tr> <tr> <td>#5</td> <td>324545</td> </tr> <tr> <td>Spring</td> <td>46994</td> </tr> </table>	Snap-in #1	324541	#2	324542	#3	324543	#4	324544	#5	324545	Spring	46994
Snap-in #1	323711																																																		
#2	323712																																																		
#3	323713																																																		
#4	323714																																																		
#5	323715																																																		
Spring	46890																																																		
Tumbler #1	323861																																																		
#2	323862																																																		
#3	323863																																																		
#4	323864																																																		
#5	323865																																																		
Spring	46650																																																		
Tumbler #1	324121																																																		
#2	324122																																																		
#3	324123																																																		
#4	324124																																																		
#5	324125																																																		
Spring	56445																																																		
Snap-in #1	324541																																																		
#2	324542																																																		
#3	324543																																																		
#4	324544																																																		
#5	324545																																																		
Spring	46994																																																		

## IGNITIONS

 <p>709271</p>	 <p>709430</p>
 <p>7012918</p>	 <p>7024124</p>



DOORS



7022908



7012919



7016321




7022907



709431

**DOOR PARTS**

 <p>46994</p>	 <p>56303</p>	 <p>83379</p>	 <p>94978</p>	 <p>692889</p>	
--	--	--	--	---	--

**GLOVEBOX/CONSOLE/STOWAGE**

 <p>7012921</p>	 <p>7024115</p>	 <p>709275</p>	
--	--	--	--

**SPARE TIRE/HOIST**

 <p>7023873</p>
--

**ENDGATE**

 <p>7023874</p>
---

**ACURA/HONDA - KEY BLANKS (LETTER INDICATES MARKING ON BLADE)**



5907552



5907553



692057



692082



692246



692247

**INFINITI/NISSAN - KEY BLANKS (LETTER INDICATES MARKING ON BLADE)**



692060



692061



7003526

**TOYOTA (LETTER INDICATES MARKING ON BLADE)**



5910834



692062

**MAZDA - KEY BLANKS**



692080

**MITSUBISHI - KEY BLANKS (LETTER INDICATES MARKING ON BLADE)**



5907793



692058



692562



692564



692565

**KEY BLANKS** (Letter indicates marking on blade)

**NEW PRODUCTS FOR 2015**



5923293



5924628



5925981



5922964



5925988



5926105



5923667



5923694



5923695



5923696



5924684



5925312



5925313



5925314



5925315



5926052



5926053



5926054



5926055



5926056



5926057



5926059



5926060



5926061

**KEY BLANKS** (Letter indicates marking on blade)



5926062



5926063



5926188



5925871



5925872



5923877



5923878



5923879



5923880



5923881



5923882



5923883



5923884



5923885



5923886



5923887



5923888

**IGNITIONS**



7024124

**DOOR**



7022907

**ENDGATE**



7023874



**KEY BLANKS** (Letter indicates marking on blade)



5912753



5920717



5920718



5921561



5921562



5921630



5922077



5922562



5922037



5922038



5922039



5922331



5922333




5912544



5912546

**433 MHZ KEYS - CONTACT STRATTEC EXPORT SALES  
MANAGER AT 1.877.251.8798**









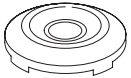
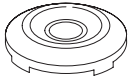


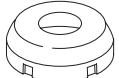
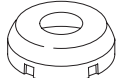










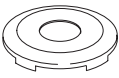
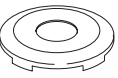










STRATTEC PART #703927



3333 West Good Hope Road | Milwaukee, WI 53209 | 414.247.3333  
<http://aftermarket.strattec.com>




©2006 STRATTEC Security Corporation. All Rights Reserved.

GLOVE BOX TUMBLERS/SPRING					
 321761	 321762	 321763	 321764	 46890	 93981
 321710	 321710	 321709	 321709	 46906	 46885
 322374	 322374	 46992	 597025	 597026	 322825
DOOR/DECK TUMBLERS/SPRING					
 322361	 322362	 322363	 322364	 46994	 322825
 321847	 321847	 321848	 321848	 381090	 381091
IGNITION SIDE BAR TUMBLERS/SPRING					
 322691	 322692	 322693	 322694	 56115	 46822

703373

**PINNING KIT**

STRATTEC PART #703373


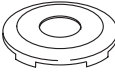




































3333 West Good Hope Road | Milwaukee, WI 53209 | 414.247.3333

<http://aftermarket.strattec.com>



©2006 STRATTEC Security Corporation. All Rights Reserved. 47836AD1 - 11/06

 322534	 322535	 56031	 94746	 311589	 56093
 322257	 322257	 94968	 56042	 596656	 381591
 56044	 322672	 56033	 94813	 46982	 46972
<b>GLOVE BOX TUMBLERS</b>					
 322581	 322582	 322583	 322584	 322585	 322586
<b>DOOR TUMBLERS</b>					
 46969	 322261	 322262	 322263	 322264	 322265
<b>IGNITION TUMBLERS</b>					
 322251	 322252	 322253	 322254	 322255	 46970

**PINNING KIT**

STRATTEC PART #7006412



TRUSTED SOURCE. MANY SOLUTIONS.®

**\*APPLICATIONS:**

- 2008 +- Buick LaCrosse, Lucerne, Enclave
- 2008 +- Cadillac DTS, SRX
- 2007-CURRENT: Cadillac Escalade, Escalade ESV, Escalade EXT
- 2007-CURRENT: Chevy Avalanche
- 2005-CURRENT: Chevy Cobalt
- 2008 +- Chevy Express
- 2005-2008: Chevy Corvette
- 2007-CURRENT: Chevy Equinox
- 2006-CURRENT: Chevy HHR Tail Wagon
- 2008 +- Chevy Impala
- 2007-CURRENT: Chevy Silverado, Silverado HD, Suburban, Tahoe
- 2007-CURRENT: GMC Acadia
- 2008 +- GMC Savana
- 2007-CURRENT: GMC Sierra, Sierra HD, Yukon, Yukon XL
- 2005-CURRENT: Pontiac Pursuit, Solstice, Torrent
- 2007-CURRENT: Saturn Sky, Outlook
- 2005-2007: Saturn Ion
- 2008 +- Suzuki XL-7
- 2008 +- HUMMER H2

BOX 1 OF 2

GM 93 GROOVE KIT

**STRATpack™**

10 - CUT PINNING KIT

\*KIT IS COMPATIBLE ONLY WITH STRATTEC PRODUCED LOCKSETS.

3333 West Good Hope Road | Milwaukee, WI 53209 | 877.251.8798

<http://aftermarket.strattec.com>



©2013 STRATTEC Security Corporation. All Rights Reserved. 4707393 - 05/13

IGNITION					
 324121	 324122	 324123	 324124	 324125	 56445
 56028	 323461	 323462	 323463	 323464	 323465
 46970	 323528		 313325	 313187	 46934
 46994	 324541	 324542	 324543	 324544	 324545
DOOR, SPARE TIRE, TOOL BOX					
 323711	 323712	 323713	 323714	 323715	 46890
I/P GLOVE COMPARTMENT					
 46650	 323861	 323862	 323863	 323864	 323865

7006412 BOX 1



**PINNING KIT**

STRATTEC PART #7006412



TRUSTED SOURCE. MANY SOLUTIONS.®

**\*APPLICATIONS:**

- 2008+ : Buick LaCrosse, Lucerne, Enclave
- 2008+ : Cadillac DTS, SRX
- 2007-CURRENT: Cadillac Escalade, Escalade ESV, Escalade EXT
- 2007-CURRENT: Chevy Avalanche
- 2005-CURRENT: Chevy Cobalt
- 2008+ : Chevy Express
- 2005-2008: Chevy Corvette
- 2007-CURRENT: Chevy Equinox
- 2006-CURRENT: Chevy HHR Tall Wagon
- 2008+ : Chevy Impala
- 2007-CURRENT: Chevy Silverado, Silverado HD, Suburban, Tahoe
- 2007-CURRENT: GMC Acadia
- 2008+ : GMC Savana
- 2007-CURRENT: GMC Sierra, Sierra HD, Yukon, Yukon XL
- 2005-CURRENT: Pontiac Pursuit, Solstice, Torrent
- 2007-CURRENT: Saturn Sky, Outlook
- 2005-2007: Saturn Ion
- 2008+ : Suzuki XL-7
- 2008+ : HUMMER H2

**BOX 2 OF 2**

**GM 93 GROOVE KIT**

**STRATpack™**

**10 - CUT PINNING KIT**

\*KIT IS COMPATIBLE ONLY WITH STRATTEC PRODUCED LOCKSETS.

3333 West Good Hope Road | Milwaukee, WI 53209 | 877.251.8798

<http://aftermarket.strattec.com>

General Motors Trademarks are used under license to STRATTEC Security Corporation.



©2013 STRATTEC Security Corporation. All Rights Reserved. 4707394 - 05/13

CAPS					
322770	324597	324056	322340	323638	4202711
	323905	320318	322144	322667	
MISCELLANEOUS			SHUTTERS		
83379	56303	56175	599382	693252	692888
46775	56274	311896	599465	46912	46826
E-CLIPS			RETAINERS		
94978	322601	95258	321459	381898	381050
SEALS					
48098	381361	48141	381739	381378	381379

7006412 BOX 2

**PINNING KIT**

STRATTEC PART #7023068



TRUSTED SOURCE. MANY SOLUTIONS.

**\*APPLICATIONS:**

- 2014 - GMC Sierra
- 2014 - Chevrolet Silverado
- 2012 - CURRENT: GM Buick Verano
- 2011 - CURRENT: FORD Fiesta Ign/Door
- 2011 - CURRENT: GM Chevy Volt (Door)
- 2011 - CURRENT: GM Buick Regal
- 2010 - CURRENT: GM Buick LaCrosse
- 2010 - CURRENT: Chevy Camaro
- 2010 - CURRENT: Chevy Cruze
- 2010 - CURRENT: Chevy Equinox
- 2010 - CURRENT: GMC Terrain

BOX 1 OF 2

**HIGH SECURITY PINNING KIT**

**STRATpack™**



3333 West Good Hope Road | Milwaukee, WI 53209 | 414.247.3333  
<http://aftermarket.strattec.com>



©2013 STRATTEC Security Corporation. All Rights Reserved. 4723068 - 6/13

FORD IGNITION & DOOR					
TBLR (100) 4211961 R1	TBLR (100) 4211962 R2	TBLR (100) 4211963 R3	TBLR (100) 4211964 R4	TBLR (100) 4211965 R5	SPRING (100) 46650
SPRING (100) 46650	TBLR (100) 4211971 L1	TBLR (100) 4211972 L2	TBLR (100) 4211973 L3	TBLR (100) 4211974 L4	TBLR (100) 4211975 L5
LEVER (10) 4211751	LR Spring (10) 4612504	Plate (10) 4212056	Cover (10) 4211750	Slider (10) 4311756	Key-in Slider (10) 4811757
			GM IGNITION		
Pin Cover (10) 4811753	Pin (10) 4311752	Pin Spring (10) 4612503			
			RTNR (10) 313325	Key Chime (10) 4601929	Spring (10) 46934
GM IGNITION & DOOR					
TBLR (100) 4201932 1L	TBLR (100) 4201933 2L	TBLR (100) 4201936 3L	TBLR (100) 4201937 4L	Spring (100) 46994	
		TBLR (100) 4201934 1R	TBLR (100) 4201935 2R	TBLR (100) 4201938 3R	TBLR (100) 4201939 4R

7023068 BOX 1



General Motors Trademarks are used under license to STRATTEC Security Corporation.



**PINNING KIT**

STRATTEC PART #7023068



TRUSTED SOURCE. MANY SOLUTIONS.

**\* APPLICATIONS:**

- 2014 - GMC Sierra
- 2014 - Chevrolet Silverado
- 2012 - CURRENT: GM Buick Verano
- 2011 - CURRENT: FORD Fiesta Ign/Door
- 2011 - CURRENT: GM Chevy Volt (Door)
- 2011 - CURRENT: GM Buick Regal
- 2010 - CURRENT: GM Buick LaCrosse
- 2010 - CURRENT: Chevy Camaro
- 2010 - CURRENT: Chevy Cruze
- 2010 - CURRENT: Chevy Equinox
- 2010 - CURRENT: GMC Terrain

BOX 2 OF 2

**HIGH SECURITY PINNING KIT**

**STRATpack™**



**GM** General Motors Trademarks are used under license to STRATTEC Security Corporation.

3333 West Good Hope Road | Milwaukee, WI 53209 | 414.247.3333  
<http://aftermarket.strattec.com>



©2013 STRATTEC Security Corporation. All Rights Reserved. 4723140 - 6/13

FORD DOOR					
GM DOOR					
GM R/C					
GM I/P					

7023068 BOX 2

STRATTEC PART #705940



3333 West Good Hope Road | Milwaukee, WI 53209 | 414.247.3333  
<http://aftermarket.strattec.com>



©2006 STRATTEC Security Corporation. All Rights Reserved. Box 1 of 2. 4821AA1 - 11/06

CHRYSLER GLOVE BOX TUMBLERS/SPRING						MITSUBISHI GLOVE BOX TUMBLERS/SPRINGS	
 46890	 321761	 321762	 321763	 321764	 322731		
CHRYSLER DOOR/DECK TUMBLERS/SPRING							 322732
 322361	 322362	 322363	 322364	 46994			
CHRYSLER IGNITION SIDE BAR TUMBLERS/SPRING							 322733
 56115	 322691	 322692	 322693	 322694			
GM 10 CUT I/P, GLOVE COMPARTMENT							 322734
 322171	 322172	 322173	 322174	 46650			
GM 10 CUT DOORS, REAR COMPARTMENT, TAILGATE						 56092	
 46890	 322241	 322242	 322243	 322244			
GM 10 CUT IGNITION							
 323121	 323122	 323123	 323124	 56028	 323230		

7023068 BOX 1

PINNING KIT

STRATTEC PART #705940



STRAT-a-VARIOUS

Mitsubishi cont., GM Single Sided, Ford 8 Cut





































**STRATpack™**  
PINNING KIT

3333 West Good Hope Road | Milwaukee, WI 53209 | 414.247.3333

<http://aftermarket.strattec.com>



© 2006 STRATTEC Security Corporation. All Rights Reserved. Box 2 of 2. 4822AA1 - 11/06

MITSUBISHI IGNITION/DOOR/DECK TUMBLERS/SPRINGS					
 322801	 322802	 322803	 322804	 56092	 321127
GM SINGLE SIDED SIDE BAR DESIGN					
 #1 322051	 #2 322052	 #3 322053	 #4 322054	 #5 322055	 46648
GM SINGLE SIDED SNAP-IN DESIGN					
 46650	 #1 320606	 #2 320666	 #3 320667	 #4 320668	 #5 320669
FORD 8 CUT GLOVE BOX TUMBLERS					
 322581	 322582	 322583	 322584	 322585	 56044
FORD 8 CUT DOOR TUMBLERS					
 46969	 322261	 322262	 322263	 322264	 322265
FORD 8 CUT IGNITION TUMBLERS					
 322251	 322252	 322253	 322254	 322255	 45970

7023068 BOX 2

ACCESSORIES



LOKSHOT  
692781



PINNING MAT  
702167



7017699



5915037



5925267

**PADLOCK**



Part Number	Description
7018517	Padlock GM early model (GM A)
7018518	Padlock GM late model (GM B)
7018519	Padlock Ford
7018520	Padlock Chrysler
7023537	Padlock GM Center Cut
7023538	Padlock Nissan
7023539	Padlock Toyota
7023540	Padlock Ford Side Mill Edge

**5/8" RECEIVER LOCK**



Part Number	Description
7018445	5/8" Receiver Lock GM early model (GM A)
7018446	5/8" Receiver Lock GM late model (GM B)
7018447	5/8" Receiver Lock Ford
7018448	5/8" Receiver Lock Chrysler
7023583	5/8" Receiver Lock GM Center Cut
7023583	5/8" Receiver Lock Nissan
7023584	5/8" Receiver Lock Toyota
7023585	5/8" Receiver Lock Ford Side Mill Edge

**1/2" RECEIVER**



Part Number	Description
7019341	1/2" Receiver Lock GM early model (GM A)
7019342	1/2" Receiver Lock GM late model (GM B)
7019343	1/2" Receiver Lock Ford
7019344	1/2" Receiver Lock Chrysler
7023627	1/2" Receiver Lock GM Center Cut
7023628	1/2" Receiver Lock Nissan
7023629	1/2" Receiver Lock Toyota
7023630	1/2" Receiver Lock Ford Side Mill

**6' CABLE**



Part Number	Description
7018449	6' Cable Lock GM early model (GM A)
7018450	6' Cable Lock GM late model (GM B)
7018451	6' Cable Lock Ford
7018452	6' Cable Lock Chrysler
7023719	6' Cable Lock GM Center Cut
7023720	6' Cable Lock Nissan
7023721	6' Cable Lock Toyota
7023722	6' Cable Lock Ford Side Mill Edge

**JEEP SPARE TIRE LOCK**



Part Number	Description
5922986	Jeep Spare tire lock

**TOOLBOX LATCH**



Part Number	Description
7022696	Toolbox latch GM early model (GM A)
7022697	Toolbox latch GM late model (GM B)
7022698	Toolbox latch Ford
7022699	Toolbox latch Dodge
7023547	Toolbox latch GM Center Cut
7023548	Toolbox latch Nissan
7023549	Toolbox latch Toyota
7023550	Toolbox Latch Ford Side Mill Edge

**GM TAILGATE HANDLE**



Part Number	Description
5922987	GM tailgate handle - 2007+

**COUPLER PIN LOCK**



Part Number	Description
7025283	Coupler Pin Lock GM Early Model (GM-A)
7025284	Coupler Pin Lock GM Late Model (GM-B)
7025285	Coupler Pin Lock Ford
7025286	Coupler Pin Lock Chrysler
7025287	Coupler Pin Lock GM Center Cut
7025288	Coupler Pin Lock Nissan
7025289	Coupler Pin Lock Toyota
7025290	Coupler Pin Lock Ford Side Mill Edge

**STARTER PACKS/FREE STANDING BOLT DISPLAY**



HEADER  
4273041



HITCH COUNTER DISPLAY  
4725054



TOOLBOX LATCH DISPLAY  
4722830



<b>PART NUMBER</b>	<b>PAGE NUMBER</b>	<b>PART NUMBER</b>	<b>PAGE NUMBER</b>	<b>PART NUMBER</b>	<b>PAGE NUMBER</b>
32280	46, 49	323462	59	597683	46, 49, 53
46650	40, 41, 42, 43, 44, 47, 48, 59	323463	59	597875	45, 47, 53
46775	41, 43, 44, 48	323464	59	598119	45, 46, 49, 53
46826	42, 59	323465	40, 59	598333	24, 25, 27, 28, 32, 33, 34, 35, 53
46890	40, 41, 42, 43, 44, 46, 47, 48, 49, 59	323528	40, 59	599104	34
46912	40, 41, 42, 43, 44, 47, 48, 59	323711	40, 41, 42, 43, 44, 47, 48, 59	599114	23, 24, 25, 26, 27, 28, 52
46934	40, 44, 47	323711 - 323715	43	599179	34, 35, 52
46969	45, 46, 47, 49, 53	323711-323715	40, 41, 42, 43, 44, 47, 48	599382	40, 41, 42, 43, 44, 47, 48, 59
46994	40, 41, 42, 44, 47, 48, 49, 59, 61	323712	59	629564	35
47705	49	323713	59	690212	34
48291	46, 49	323714	59	690552	17, 18, 21, 36, 37, 57
56028	40, 59	323715	40, 41, 42, 43, 44, 47, 48, 59	690556	17, 18, 21, 36, 37, 57
56044	46, 47, 49, 53	323759	42, 47, 61	690898	17, 18, 21, 36, 57
56115	44	323765	42, 47, 61	691205	16, 17, 18, 57
56223	53	323766	42, 47, 61	691222	42, 57
56274	41	323861	40, 41, 42, 43, 44, 47, 48, 59	691259	32, 33, 52
56303	41, 42, 61	323861-323865	40, 41, 42, 43, 44, 47, 48	691641	32, 53
56445	41, 42, 43, 44, 47, 48, 59	323862	59	691643	24, 26, 28, 32, 34, 53
83379	41, 42, 61	323863	59	691753	46, 49, 55
94978	40, 41, 42, 43, 44, 45, 46, 47, 48, 49, 53, 55, 61	323864	59	691990	42
95258	41	323865	40, 41, 42, 43, 44, 47, 48, 59	692055	23, 27, 34, 53
313187	40, 44, 47	323954	46, 49, 55	692057	16, 29, 30, 63
313325	40, 44, 47	323970	46, 49, 55	692058	63
322257	45, 49, 53	324031	46, 53	692060	31, 35, 36, 63
322261	45, 46, 47, 49, 53	324056	42	692061	31, 35, 36, 63
322261-322265	45, 46, 47, 49	324121	41, 42, 43, 44, 47, 48, 59	692062	38, 39, 63
322262	53	324121-324125	41, 42, 43, 44, 47, 48	692064	17, 18, 36, 37, 58
322263	53	324122	59	692065	17, 18, 19, 21, 36, 37, 57
322264	53	324123	59	692080	34, 63
322265	45, 46, 47, 49, 53	324124	59	692082	30, 63
322340	42, 47, 59	324125	41, 42, 43, 44, 47, 48, 59	692138	16, 17, 18, 21, 37, 58
322361-322364	44, 48	324541	40, 42, 44, 47, 59	692246	16, 29, 30, 63
322535	46, 49	324541-324545	40, 42, 44, 47	692247	30, 63
322581	46, 47, 49, 53	324542	59	692325	22, 23, 31, 32, 36, 50
322581-322585	46, 47, 49	324543	59	692346	44, 50
322582	53	324544	59	692352	22, 23, 31, 32, 35, 44, 48, 50
322583	53	324545	40, 42, 44, 47, 59	692353	22, 23, 50
322584	53	324597	40, 41, 42, 43, 44, 47, 48, 59	692354	22, 50
322585	46, 47, 49, 53	381050	41, 42, 47, 61	692365	58
322586	46, 47, 53	381361	41, 43, 44, 48, 62	692366	58
322601	42, 47, 61	381944	45	692383	18, 57
322770	41, 43, 47, 48, 59	596656	45, 46, 47, 49, 53	692562	35, 63
322839	47, 53	597602	24, 25, 27, 28, 32, 33, 53	692564	35, 63
323461	40, 59	597603	34, 35, 53	692565	63
323461-323465	40	597624	46, 49, 53	692781	76
		597625	46, 49, 53	692811	34
		597638	45, 47, 53	692889	40, 41, 44, 47, 61

PART NUMBER	PAGE NUMBER	PART NUMBER	PAGE NUMBER	PART NUMBER	PAGE NUMBER
692923.....	43, 48, 61	4212241.....	41, 42, 59	5912548.....	29, 48, 56
692931.....	19, 20, 21, 42, 43, 44, 57	4212241-4212245.....	41, 42	5912554.....	19, 58
692932.....	29, 47, 48, 57	4212242.....	59	5912555.....	16, 17, 18, 40, 56
692933.....	18, 19, 40, 41, 57	4212243.....	59	5912556.....	16, 17, 18, 40, 56
692952.....	18, 58	4212244.....	59	5912558.....	16, 17, 18, 40
692953.....	37, 58	4212245.....	41, 42, 59	5912559.....	16, 17, 18, 40, 57
692954.....	37, 58	4212251.....	41, 59	5912560.....	24, 25, 26, 27, 28, 45, 46, 51
692955.....	21, 58	4212251-4212255.....	41	5912561.....	25, 26, 45, 46, 51
692958.....	22, 23, 31, 32, 50	4212252.....	59	5912753.....	66
692960.....	22, 23, 31, 32, 35, 48, 50	4212253.....	59	5912976.....	26, 45, 52
693090.....	41, 43, 44, 48, 61	4212254.....	59	5913139.....	26, 28, 45, 52
693121.....	36, 37	4212255.....	41, 59	5913396.....	16, 17, 18, 19, 20, 21, 29, 41, 42, 43, 56
693126.....	17, 40	4212475.....	26, 46, 52	5913397.....	16, 17, 18, 19, 20, 21, 29, 41, 42, 43, 56
693127.....	37	4223891.....	27, 33, 46, 49, 52, 64	5913437.....	32, 33, 49, 52
693224.....	26, 52	4273041.....	78	5913439.....	34, 52
693254.....	31	4307872.....	42	5913441.....	23, 24, 25, 26, 27, 28, 45, 52
693356.....	32	4607853.....	42	5913596.....	29, 48, 56
702167.....	76	4722830.....	78	5913597.....	20, 42, 56, 64
703362.....	46, 49, 54, 55	4725054.....	78	5913598.....	20, 21, 42, 43, 56
703373.....	45, 46, 47, 49, 68	4807007.....	42	5913736.....	64
703927.....	44, 48, 67	4807166.....	41, 61	5913896.....	27
704650.....	44, 50	5902386.....	37, 57	5914117.....	52
706882.....	45, 46, 47	5903089.....	17, 18, 19, 20, 21, 29, 31, 36, 37, 40, 41, 42, 43, 44, 47, 48, 57	5914118.....	28
707592.....	45, 49, 55	5904001.....	18, 19, 40, 41, 57	5914119.....	28, 52
707624.....	45, 55	5904186.....	33	5914460.....	34
707953.....	46, 49, 55	5904287.....	23, 24, 25, 26, 27, 28, 52	5914577.....	52
708282.....	46, 54	5907552.....	16, 63	5915037.....	76
708556.....	45, 46, 47, 55	5907553.....	16, 29, 30, 63	5915217.....	32, 33, 49, 51
708593.....	42	5907793.....	35, 63	5915218.....	32, 33, 49, 51
708616.....	45, 46, 49, 55	5908114.....	18, 19, 40, 41, 42, 57	5915237.....	24, 26, 28, 45, 46, 47
708642.....	42	5909432.....	49	5916197.....	45, 55
708643.....	42	5909874.....	22, 23, 31, 44, 50	5916204.....	45, 49, 54
708742.....	44, 48, 50	5910834.....	38, 39, 63	5919918.....	26, 46, 52
709097.....	46, 47	5911175.....	28, 32, 52	5920157.....	21, 44, 56
709231.....	43, 48, 61	5911279.....	41, 43, 61	5920217.....	28, 52
709271.....	41, 42, 43, 44, 47, 48, 60	5912114.....	18, 19, 57	5920717.....	66
709273.....	41, 43, 44, 48, 60	5912345.....	24, 25, 26, 32, 33, 45, 47, 49, 51	5920718.....	66
709275.....	40, 41, 43, 44, 47, 48, 62	5912477.....	32	5921116.....	39, 49, 52
709277.....	41, 43, 44, 48, 62	5912496.....	33, 49, 51	5921186.....	27, 46, 51
709430.....	40, 44, 47, 60	5912512.....	24, 25, 26, 27, 28, 45, 46, 47, 51	5921285.....	24, 25, 26, 28, 45, 47, 51
709431.....	40, 47, 60	5912534.....	18, 19, 40, 42, 57	5921286.....	24, 25, 26, 28, 45, 47, 51
709478.....	43, 44, 48, 62	5912543.....	19, 20, 21, 41, 42, 43, 56	5921288.....	32, 33, 49, 51
709850.....	50	5912544.....	20, 42, 43, 66	5921293.....	27, 51
4201932-4201939.....	49	5912545.....	19, 20, 21, 41, 42, 43, 56	5921294.....	27, 51
4202711.....	42, 59	5912546.....	20, 42, 43, 66	5921295.....	32, 33, 49, 51
4207164.....	40, 59	5912547.....	29, 48, 56		
4207212.....	41, 61				

<b>PART NUMBER</b>	<b>PAGE NUMBER</b>	<b>PART NUMBER</b>	<b>PAGE NUMBER</b>	<b>PART NUMBER</b>	<b>PAGE NUMBER</b>
5921467.....	24, 25, 26, 28, 45, 47, 51	5925312.....	32, 49, 53	7022696.....	77
5921561.....	66	5925313.....	32, 49, 53	7022697.....	77
5921562.....	66	5925314.....	32, 49, 53	7022698.....	77
5921630.....	66	5925315.....	32, 49, 53	7022699.....	77
5921707.....	24, 28, 45, 47, 51	7001071.....	42, 47, 60	7022907.....	40, 41, 43, 48
5921709.....	23, 24, 26, 28, 44, 45, 46, 47, 51	7001072.....	42, 47, 60	7022908.....	40, 41, 43, 48
5921872.....	19, 42, 57	7003526.....	31, 35, 36, 63	7023068.....	40, 41, 42, 43, 44, 46, 48, 74, 75
5921873.....	19, 42, 57	7004912.....	40	7023269.....	40, 41
5922032.....	20, 56	7006412.....	40, 41, 42, 43, 44, 47, 48, 72, 73	7023537.....	77
5922033.....	20, 56	7006454.....	45, 46, 49	7023538.....	77
5922034.....	17, 19, 20, 21, 29, 56	7007812.....	42	7023539.....	77
5922035.....	17, 19, 20, 21, 29, 56	7008552.....	46, 49	7023547.....	77
5922037.....	21, 44, 56, 66	7008834.....	41	7023548.....	77
5922038.....	39, 49, 66	7008836.....	41, 43, 60	7023549.....	77
5922039.....	66	7010621.....	46	7023583.....	77
5922051.....	27, 46, 51	7011685.....	19, 37, 58	7023584.....	77
5922070.....	18, 41, 57, 64	7011954.....	41, 43, 70, 71	7023627.....	77
5922077.....	27, 46, 66	7012354.....	45, 47, 49, 54	7023628.....	77
5922084.....	20, 29, 43, 48, 57	7012479.....	32, 52	7023629.....	77
5922331.....	66	7012571.....	46	7023719.....	77
5922333.....	66	7012918.....	40, 41, 42, 43, 48, 60	7023720.....	77
5922372.....	17, 21, 29, 56	7012919.....	40, 41, 42, 43, 44, 48, 60	7023721.....	77
5922373.....	17, 21, 29, 56	7012921.....	40, 41, 42, 43, 48, 62	7023873.....	43, 48, 62, 65
5922374.....	20, 29, 56	7012939.....	69	7023874.....	43, 48, 65
5922375.....	20, 29, 56	7013812.....	46	7024115.....	43, 48, 62, 65
5922377.....	21, 29, 56	7016321.....	40, 60	7024124.....	43, 48, 60, 65
5922378.....	21, 29, 56	7017699.....	76		
5922379.....	21, 29, 56	7018445.....	77		
5922380.....	21, 29, 56	7018446.....	77		
5922562.....	66	7018447.....	77		
5922986.....	77	7018448.....	77		
5922987.....	78	7018449.....	77		
5923044.....	45, 46	7018450.....	77		
5923045.....	45, 46	7018451.....	77		
5923267.....	23, 24, 26, 28, 44, 45, 46, 52	7018452.....	77		
5923597.....	33	7018517.....	77		
5923598.....	33	7018518.....	77		
5923790.....	23, 24, 26, 44, 45, 46, 51, 64	7018519.....	77		
5923895.....	27, 46, 51, 64	7018520.....	77		
5923896.....	46, 51, 64	7019341.....	77		
5923897.....	49, 51, 64	7019342.....	77		
5923898.....	49, 51, 64	7019343.....	77		
5924003.....	27, 46, 52, 64	7019344.....	77		
5924205.....	20, 43, 57, 64	7020057.....	46, 54		
5924206.....	29, 48, 57, 64	7020058.....	46, 55		
5924326.....	51, 64	7021427.....	78		
5924327.....	52, 64	7021428.....	78		









<p><b>ARIZONA</b> Clark Security Products Phoenix 602-275-4431 800-775-5625 Fax: 800-593-5625</p> <p>IDN-West Tucson 520-322-5625 Fax: 520-795-5625</p> <p>IDN-West Phoenix 602-272-5300 800-525-3131 Fax: 602-272-5777</p> <p>Intermountain Lock &amp; Security Supply Phoenix 602-438-6068 877-438-6068 Fax: 602-438-0396</p> <p>Security Plus, Inc. Phoenix 602-234-3883 800-426-0200 Fax: 602-234-3882</p>	<p>U.S. Lock Corp. Ontario 909-673-0563 800-321-6905 Fax: 800-750-3119</p> <p>Wilco Supply Co. Oakland 510-652-8522 800-745-5450 Fax: 800-876-5397</p>	<p><b>Southern Lock &amp; Supply Company</b> Pompano Beach 954-943-1177 888-780-6071 Fax: 954-943-4211</p> <p>U.S. Lock Corp. Jacksonville 904-783-3232 Fax: 904-783-3523</p>	<p><b>KENTUCKY</b> Clark Security Products Lexington 859-425-7876 800-659-5625 Fax: 859-425-7872</p> <p>Lockmasters, Inc. Nicholasville 859-885-6041 800-654-0637 Fax: 859-885-7093</p> <p>U.S. Lock Corp. Louisville 502-493-0212 Fax: 502-493-9130</p>	<p>IDN-H. Hoffman Minneapolis 952-886-3840 800-326-8986 Fax: 952-886-3841</p> <p><b>MISSOURI</b> IDN-H. Hoffman St. Louis 314-692-8391 800-392-1303 Fax: 314-692-8395</p> <p><b>NEBRASKA</b> IDN-H. Hoffman Omaha 402-592-1652 800-824-0684 800-546-7439 Fax: 702-736-4579</p> <p><b>NEVADA</b> IDN-West Las Vegas 702-736-4553 800-546-7439 Fax: 702-736-4579</p> <p>Intermountain Lock &amp; Security Supply Las Vegas 702-939-5625 866-809-5625 Fax: 702-939-5626</p>	<p>U.S. Lock Corp. Charlotte 704-597-4344 Fax: 704-597-2988</p> <p><b>OHIO</b> Allied Locksmith Supply Youngstown 330-726-0866 800-544-2102 Fax: 330-726-0865</p> <p>IDN-H. Hoffman Cincinnati 513-271-8530 800-457-3963 Fax: 513-271-8567</p> <p>IDN-Hardware Sales Cleveland 216-335-9740 800-247-8217 Fax: 216-335-9745</p> <p>IDN-H. Hoffman Columbus 614-436-6619 800-774-3255 Fax: 614-436-6697</p>	<p><b>TEXAS</b> Clark Security Products Houston 713-699-1122 800-483-5625 Fax: 713-692-9988</p> <p>Hans Johnsen Company Dallas 214-879-1500 888-879-1500 Fax: 214-879-1530</p> <p>Herbert L. Flake Co. Houston 713-926-3200 800-231-4105 Fax: 713-926-3399</p> <p>IDN-Acme Bellaire 713-668-0022 800-359-2263 Fax: 713-668-8050</p> <p>IDN-Acme Fort Worth 817-284-5696 800-859-2263 Fax: 817-284-3501</p> <p><b>OKLAHOMA</b> IDN-Acme Oklahoma City 405-942-8750 800-664-2263 Fax: 405-942-0523</p> <p><b>OREGON</b> H.E. Mitchell Co., Inc. Portland 503-236-9444 800-626-5625 Fax: 503-238-5715</p> <p>Wholesale 4, Inc. Portland 503-238-8605 800-547-0921 Fax: 503-813-9290</p>	<p><b>WISCONSIN</b> IDN-H. Hoffman Milwaukee 262-790-9750 800-882-9899 Fax: 262-790-9754</p> <p><b>CANADA</b> A-Line Distributors Edmonton, AB 780-451-6545 888-451-6545 Fax: 780-452-7551</p> <p>A-Line Distributors Calgary, AB 403-301-4802 866-601-4802 Fax: 403-301-4858</p> <p>D.G. MacLachlan Ltd. Burnaby, BC 604-294-6000 800-665-0535 Fax: 604-294-3333</p> <p>Hardware Agencies Toronto, ON 416-462-1919 800-268-6741 Fax: 416-462-1922</p> <p>Jo-Van Distributors Scarborough, ON 416-752-7210 888-752-7210 Fax: 416-752-3845</p> <p>McGregor Hardware Distribution Vancouver, BC 800-663-5625 Fax: 604-253-7676</p>
<p><b>CALIFORNIA</b> Clark Security Products Anaheim 714-626-8900 800-889-5625 Fax: 714-238-9088</p> <p>Clark Security Products Sacramento 916-372-6630 800-245-3003 Fax: 714-626-8901</p> <p>Clark Security Products San Diego 858-571-6571 800-542-5625 Fax: 858-571-6281</p> <p>IDN-West Riverside 951-788-8300 800-203-1577 Fax: 951-788-8355</p> <p>Intermountain Lock &amp; Security Supply Burbank 818-781-9999 800-729-5444 Fax: 818-781-1828</p> <p>LV Sales, Inc. Los Angeles 323-661-4746 800-894-5397 Fax: 800-976-8044</p> <p>MB Key Los Angeles 562-699-0060 Fax: 562-699-6445</p> <p>National Auto Lock Service S. San Francisco 650-875-0125 Fax: 650-875-0123</p> <p>R&amp;H Wholesale Corp. San Francisco 415-970-5000 800-367-5625 Fax: 415-641-0455</p> <p>Robert Skeels &amp; Co. Carson 310-639-7240 800-734-4539 Fax: 310-639-7569</p>	<p><b>CONNECTICUT</b> IDN-Hardware Sales Hartford 860-296-7886 877-477-5625 Fax: 860-296-9201</p> <p><b>FLORIDA</b> Clark Security Products Orlando 407-226-6770 800-669-5625 Fax: 407-226-6568</p> <p>IDN-Acme Denver 303-922-3041 800-445-4008 Fax: 303-922-7493</p> <p>Intermountain Lock &amp; Security Supply Denver 303-698-1898 800-323-8046 Fax: 303-698-2094</p> <p><b>ILLINOIS</b> Clark Security Products Chicago 630-350-8500 800-755-5625 Fax: 630-350-8535</p> <p>IDN-Acme Denver 303-922-3041 800-445-4008 Fax: 303-922-7493</p> <p>Intermountain Lock &amp; Security Supply Denver 303-698-1898 800-323-8046 Fax: 303-698-2094</p> <p><b>INDIANA</b> IDN-H. Hoffman Indianapolis 317-635-8100 800-428-9313 Fax: 317-637-2358</p> <p><b>IOWA</b> IDN-H. Hoffman Des Moines 515-299-4622 800-323-1918 Fax: 515-299-4626</p> <p>IDN-H. Hoffman Quad Cities 563-391-8366 800-391-4633 Fax: 563-391-7949</p> <p><b>KANSAS</b> IDN-H. Hoffman Kansas City 913-599-4111 800-526-5897 Fax: 913-599-4160</p>	<p><b>MAINE</b> IDN-Hardware Sales Portland 866-436-1499 877-217-9396 Fax: 207-887-7145</p> <p><b>MARYLAND</b> Clark Security Products Washington DC 301-572-1901 800-578-5625 Fax: 301-572-0736</p> <p><b>MASSACHUSETTS</b> Clark Security Products Shrewsbury 508-845-5625 800-746-5625 Fax: 800-596-5625</p> <p>Stone &amp; Berg Wholesale Locksmith Supply Worcester 508-753-3551 800-225-7405 Fax: 800-535-5625</p> <p><b>MICHIGAN</b> IDN-H. Hoffman Grand Rapids 616-534-1067 800-244-0777 Fax: 616-534-1904</p> <p>IDN-Hardware Sales Livonia 734-591-1150 800-521-0955 Fax: 800-272-4409</p> <p>IDN-Hardware Sales Warren 586-755-3658 800-468-7490 Fax: 586-755-5145</p> <p>Key Sales and Supply Co. Inc. Detroit 313-931-7720 800-445-5397 Fax: 313-931-7758</p> <p><b>MINNESOTA</b> Doyle Security Products Minneapolis 612-521-6226 800-333-6953 Fax: 612-521-0166</p> <p>E. L. Reinhardt Co. Inc. Vadnais Heights 651-481-0566 800-328-1311 Fax: 651-481-0166</p>	<p><b>NEW JERSEY</b> Accredited Lock Supply Co. Secaucus 201-865-5015 800-652-2835 Fax: 201-865-5031</p> <p><b>NEW MEXICO</b> IDN-Acme Albuquerque 505-816-0100 800-291-1222 Fax: 505-816-0111</p> <p><b>NEW YORK</b> Fradon Lock Company, Inc. Syracuse 315-472-6988 800-447-0591 Fax: 315-472-0958</p> <p>IDN-Hardware Sales Cheektowaga 716-626-1208 888-588-5768 Fax: 716-626-1310</p> <p>IDN-Hardware Sales Syracuse 315-455-9305 800-805-0408 Fax: 315-455-9313</p> <p>Mayflower Sales Co., Inc. Brooklyn 718-622-8785 800-221-2052 Fax: 718-789-8346</p> <p>U.S. Lock Corp. Brentwood 615-243-3000 800-925-5000 Fax: 800-338-5625</p> <p><b>NORTH CAROLINA</b> IDN-Acme Raleigh 919-277-0007 800-673-3330 Fax: 919-277-0014</p> <p>Southern Lock &amp; Supply Company Charlotte 704-527-6777 888-571-9145 Fax: 704-527-0058</p>	<p><b>UTAH</b> Clark Security Products Salt Lake City 801-487-3227 800-453-6430 Fax: 801-487-3254</p> <p>Intermountain Lock &amp; Security Supply Salt Lake City 801-486-0079 800-453-5386 Fax: 801-485-7205</p> <p><b>VIRGINIA</b> IDN-Acme Richmond 804-353-9350 800-735-3334 Fax: 804-353-9353</p> <p>Tweeds Security Hardware Wholesalers Portsmouth 757-399-2180 800-544-4482 Fax: 757-399-1636</p> <p><b>WASHINGTON</b> Clark Security Products Seattle 253-437-0220 800-942-5275 Fax: 800-546-5625</p> <p>KDL Hardware Supply Inc. Seattle 206-682-7383 800-926-7716 Fax: 206-624-9305</p>			